



esd

INTRODUCTION

Electrostatic discharge is a problem that you can't ignore. The scuff of a shoe, the scrape of a chair creates an electron imbalance and, although the resulting discharge may be so small that the human body can't feel it, it can nevertheless have serious consequences.

In electronics manufacturing, in pharmaceuticals, healthcare, ordnance manufacture and storage, ESD incidents can often cause material, component or system failures, which may prove costly and perhaps even dangerous.

THE POLYFLOR ESD RANGE

The Polyflor ESD range has been specifically engineered to combat this problem at source, by facilitating a uniform flow of static electricity directly to a ground point. Problem solved.

The range covers all major applications, and includes Static Dissipative, Electrostatic Conductive, and Conductive ROF floorings, each of which combines static control properties with the hardwearing and decorative qualities that Polyflor is renowned for.

All Polyflor ESD floorcoverings are homogeneous in construction, to ensure that these properties are present throughout the product, guaranteeing a consistent and effective appearance and performance.

They have excellent abrasion and chemical resistance, and can be welded to create a completely impervious floor, offering no sanctuary to dirt and bacteria.

The closed surface and high vinyl content make Polyflor ESD floorcoverings easy and economical to maintain. So they'll go on looking good and performing well for years, providing a long-term solution to the ESD problem.

Polyflor-approved conductive polishes may be used, in accordance with the manufacturers' instructions. Standard polishes should not be applied.

Polyflor ESD products can be used in conjunction with static control clothing, footwear and wrist straps; special workstations; ionisers and humidity controllers.

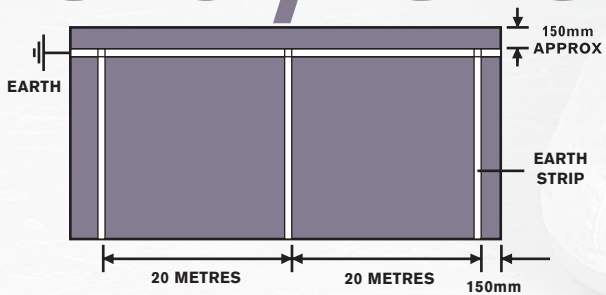
They are available in sheet format or as 608 x 608mm tiles (with the exception of OHMega EC and ROF): the preferred size for use on access flooring.

Installation is obviously critical, but it can be carried out by any competent commercial flooring contractor, using known and accepted procedures and Polyflor approved adhesives.

It is important that the correct Polyflor product is selected to meet the specification required. For information and advice on all issues concerning static control flooring, installation techniques, and testing procedures, please contact our trained technical staff, who will be pleased to help you.

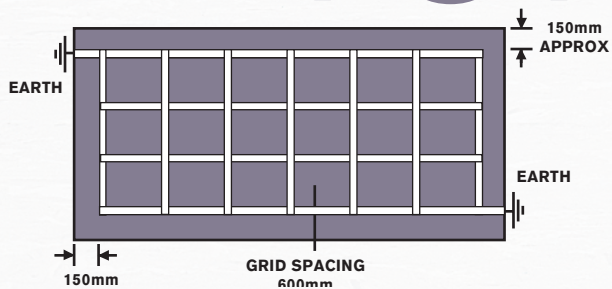


sd/ec

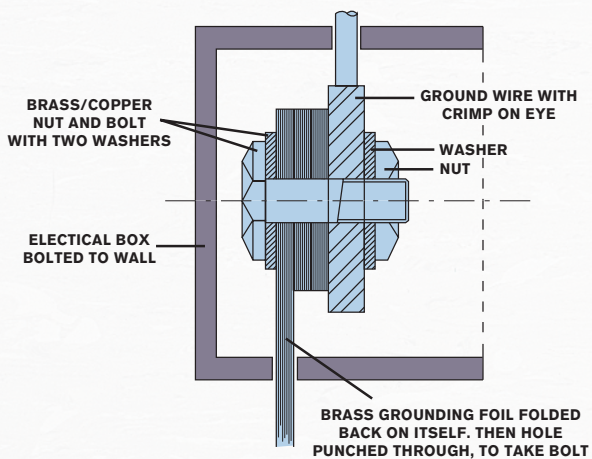


SD and EC — showing the method of installation using grounding strip, where conductance to ground is specified.

rof



Polyflor Conductive ROF — shows the method of installation to a grounding grid: an essential requirement for this product.



A typical connection of the grounding grid to the building ground point.




All Polyflor ESD sheet vinyl ranges provide a continuous, impervious and hygienic flooring solution which can be confidently cleaned in accordance with recommended maintenance procedures and approved maintenance products. The implementation of an effective cleaning regime is the most important defence against infection.

Polyflor is an ISO 9001 and ISO 14001 certified company. Our ESD products have low VOC emissions and will not

contribute to negative indoor air quality. They contain up to 72% natural materials, they feature 25% recycled content and are 100% recyclable. BRE Generic A+ and A ratings are awarded for Health and Commercial applications respectively.

Polyflor Static Dissipative products are engineered for use where static control is required, but the resistance level of the floor does not need to be as low as that provided by a conductive flooring.

FINESSE SD



5800 Cascade

w/r 5200
NCS S 3010-R80B
LRV 38.1



5820 Daybreak

w/r 3130
NCS S 2500-N
LRV 48.5



5830 Lodestone

w/r 3140
NCS S 4000-N
LRV 33.1



5840 Woodglade


w/r 5240
NCS S 3005-G20Y
LRV 40.8



5860 Mooncape

w/r 5260
NCS S 2005-Y40R
LRV 54.7

POLYFLOR SD



5030 Steel Grey

w/r 9120
NCS S 4502-G
LRV 31.5



5050 Ocean Blue

w/r 5350
NCS S 3005-R80B
LRV 41.4



5060 Flaxen

w/r 5330
NCS S 1010-Y30R
LRV 60.3



5070 Golden Sand

w/r 2500
NCS S 3020-Y10R
LRV 42.9



5080 Teal

w/r 2610
NCS S 4010-B70G
LRV 29.8



5110 Silver Grey

w/r 2090
NCS S 2500-N
LRV 48.6

These floorcoverings are ideal for use in telecommunications installations, computer rooms, electronic manufacturing and healthcare facilities, such as scanner rooms, X-ray suites and operating theatres.

The SD range comprises: Finesse SD, in 5 non-directional colourways and Polyflor SD, in 6 shades with a marbled design.


Polyflor Electrostatic Conductive products have been engineered to meet the latest international standards for ESD protection floorcoverings.

Where the floor system including the footwear is the primary means of grounding personnel, the resistance of

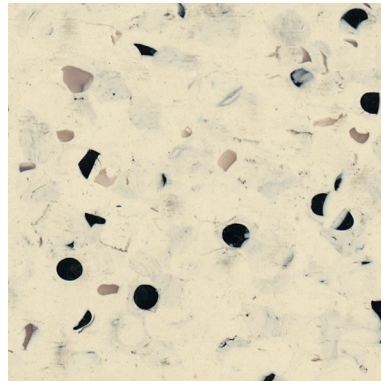
the combination is recommended in BS EN/IEC 61340-5-1 as being between 7.5×10^5 and 3.5×10^7 ohms. Polyflor EC and OHMEGA EC (Electrostatic Conductive flooring) in combination with ESD control footwear meets this requirement when tested to BS EN/IEC 61340-4-5.

Recommended applications include electronics manufacturing (wafer fabrication, product assembly, inspection and storage), laboratories and cleanrooms, also healthcare facilities including operating theatres, anaesthetising areas, intensive-care units and radiology departments.


OHMEGA EC



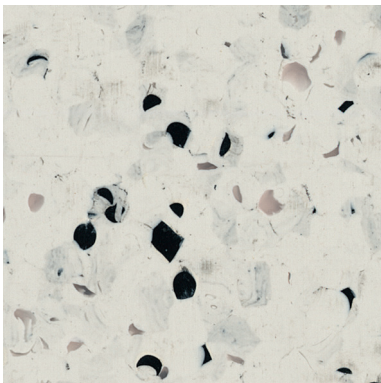
6002 Thunderstorm w/r 6002
NCS S 2500-N
LRV 46.3



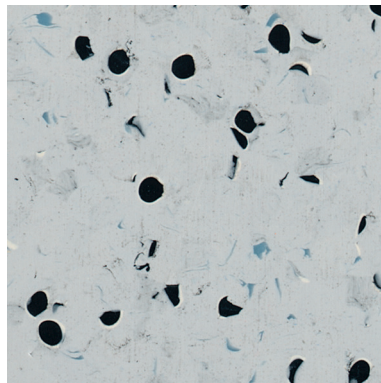
6003 Warm Haze w/r 6003
NCS S 1005-Y30R
LRV 65.4



6004 Tempest w/r 6004
NCS S 3020-R8OB
LRV 33.1

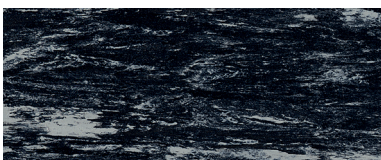


6005 Frosty Glen w/r 9834
NCS S 1500-N
LRV 65.3



6006 Morning Dew w/r 6006
NCS S 2005-R70B
LRV 52.5

POLYFLOR EC




8990 Black/Grey w/r 8640
NCS S 7502-B
LRV 8.4

CONDUCTIVE ROF



5980 Black w/r 8640
NCS S 8502-R
LRV 4.9




Polyflor Conductive ROF has been specifically engineered for use in ordnance factories, in manufacturing areas where explosives and flammable agents are stored. It does not provide protection from a short circuit on a 240/250 volt mains, so installation and switching in these rooms are critical, and must be considered prior to any handover.

**PERFORMANCE &
TECHNICAL SPECIFICATIONS**

SPECIFICATION	TEST TYPE	ELECTRODE DETAILS	VOLTAGE	CLASSIFICATION	RESISTANCE REQUIREMENTS	RECOMMENDED POLYFLOR PRODUCT
EN 1081:1998	Surface R ₃	30kg min load (66lb) on tripods with conductive feet. Tripods 100mm apart (4in)	>10 ⁶ 500Vdc <10 ⁶ 100Vdc	N/R	Results to be quoted	All Polyflor SD products 1 x 10 ⁵ — 1 x 10 ⁹ Polyflor EC 1 x 10 ⁴ — 1 x 10 ⁶
	Ground R ₂	30kg min load (66lb) on tripod with conductive feet, lower electrode to ground	>10 ⁶ 500Vdc <10 ⁶ 100Vdc	N/R		All Polyflor SD products 1 x 10 ⁵ — 1 x 10 ⁹ All Polyflor EC products 1 x 10 ⁴ — 1 x 10 ⁶
	Vertical R ₁	Upper electrode 30kgmin load (66lb) on tripod with conductive feet, lower electrode graphite coated.	>10 ⁶ 500Vdc	Static Dissipative		All Polyflor SD products 1 x 10 ⁵ — 1 x 10 ⁹ All Polyflor EC products 1 x 10 ⁴ — 1 x 10 ⁶
<10 ⁶ 100Vdc			Conductive			
BS IEC 61340-4-1: 2003	Installed Ground	2.5kg (5.5lb) 65mm dia (2.6in)	≤10 ⁵ 10Vdc	N/R	1 x 10 ⁴ — 1 x 10 ⁶	All Polyflor EC products
			>10 ⁵ 100Vdc	N/R	1 x 10 ⁵ — 1 x 10 ⁹	All Polyflor SD products
ESD S7.1: 2005	Resistance to groundable point	63.5mm dia (2.5in). Load 2.27kg (5lb). Lower electrode is ground connection to simulate end use grounding method.	≤10 ⁵ 100Vdc ≤10 ⁵ 100Vdc	N/R	Results to be quoted	All Polyflor SD products 1 x 10 ⁵ — 1 x 10 ⁹ All Polyflor EC products Avg. 2.5 x 10 ⁴ — 1 x 10 ⁶
BS 2050	Surface A4.1	25mm square (1in)	500Vdc	Antistatic regime	5 x 10 ⁴ — max. 10 ⁸	All Polyflor SD products & Polyflor EC conform
	Ground A4.2	25mm dia (1in)	500Vdc	Conductive regime	Max. 5 x 10 ⁴	Conductive ROF conforms
JSP 482	Ground	25mm round (1in)	100Vdc	Antistatic regime	5 x 10 ⁴ — 2 x 10 ⁶	Polyflor EC
				Conductive regime	Max. 5 x 10 ⁴	ROF

SPECIFICATION name of standard/test method. **TEST TYPE** details of the method of test, i.e. to ground, surface etc. **ELECTRODE DETAILS** lists size, weight and any special features of the electrodes. **VOLTAGE** the voltage at which the test is carried out. **CLASSIFICATION** identifies the terminology used in the standard or test method (if any). **RESISTANCE REQUIREMENTS** details the parameters within which the flooring must perform in order to comply with the standard. N.B. some test methods do not give any requirements other than just to quote the results. **RECOMMENDED POLYFLOR PRODUCT** Polyflor product which best fits the requirements.

Access Panel applications require specific fitting instructions, to ensure product performance and achievement of electrical results outlined. Contact Polyflor Customer Technical Support Department on 0161 767 1912 for information. Polyflor SD products require a minimum of 40% RH in order to perform to specification



sd

ec

rof

	POLYFLOR SD	FINESSE SD	POLYFLOR EC	OHMEGA EC	CONDUCTIVE ROF▲
Gauge	2mm	2mm	2mm	2mm	2mm
Roll Size	2m x 20m = 40m ²	2m x 20m = 40m ²	2m x 20m = 40m ²	2m x 20m = 40m ²	2m x 20m = 40m ²
Tile Size	608 x 608mm	608 x 608mm	608 x 608mm	—	—
Weight	3400g/m ²	3030g/m ²	3500g/m ²	3060g/m ²	3300g/m ²
EN 649	Conforms	Conforms	Conforms	Conforms	Conforms
Use Area Classification	34, 43	34, 43	34, 43	34, 43	34, 43
Agrément	G5ws	G5ws	—	—	—
ASTM F1913	Conforms	Conforms	Conforms	Conforms	Conforms
ASTM F1700	Conforms	Conforms	Conforms	—	—
EN 13501-1	Class Bfl-S1	Class Bfl-S1	Class Bfl-S1	Class Bfl-S1	Class Bfl-S1
EN ISO 9239-1	≥8kw/m ²	≥8kw/m ²	≥8kw/m ²	≥8kw/m ²	≥8kw/m ²
EN ISO 11925-2	Pass	Pass	Pass	Pass	Pass
ASTM E648	Class 1	Class 1	Class 1	Class 1	Class 1
EN 649 Abrasion Group	Group M	Group P	Group M	Group P	Group M
ISO 10581	Type II	Type I	Type II	Type I	Type II
EN 13893	Class DS (dry)	Class DS (dry)	Class DS (dry)	Class DS (dry)	Class DS (dry)
AS 4586	R9	R9	R9	R9	R9
EN 1081 R1/R2	<10 ⁹ ohms	<10 ⁹ ohms	5 x 10 ⁴ to 1 x 10 ⁶ ohms	10 ⁴ to 1 x 10 ⁶ ohms	<5 x 10 ⁴ ohms
ESD S 7.1	1 x 10 ⁶ to 1 x 10 ⁹ ohms	1 x 10 ⁶ to 1 x 10 ⁹ ohms	5 x 10 ⁴ to 1 x 10 ⁶ ohms	2.5 x 10 ⁴ to 1 x 10 ⁶ ohms	—
EN/IEC 61340-4-1 Rg*	1 x 10 ⁶ to 1 x 10 ⁹ ohms	1 x 10 ⁶ to 1 x 10 ⁹ ohms	5 x 10 ⁴ to 1 x 10 ⁶ ohms	1 x 10 ⁴ to 1 x 10 ⁶ ohms	—
BS 2050	1 x 10 ⁶ to 1 x 10 ⁹ ohms	1 x 10 ⁶ to 1 x 10 ⁹ ohms	5 x 10 ⁴ to 2 x 10 ⁶ ohms	—	<5 x 10 ⁴ ohms
EN 1815	<2kv	<2kv	<2kv	<2kv	—
ASTM F970 (modified)	750psi static load	—	—	750psi static load	—

▲Conductive ROF for explosive handling areas, no protection from short circuit on a 240/250 volt mains.

*EN/IEC 61340-5-1 Polyflor EC and OHMEGA EC conform to foot/floor combination between 7.5 x 10⁵ and 3.5 x 10⁷ tested to EN/IEC 61340-4-5

100
years



POLYFLOR™ INTERNATIONAL

Australia

Polyflor Australia
Tel: +61 3 9215 4400
Tel: 1800 777 425
E-mail: sales@polyflor.com.au

Canada

Polyflor Canada Inc.
Tel: +1 905 364 3000
E-mail: sales@polyflor.ca

China

Polyflor Hong Kong
Tel: +(852) 2865 0101
E-mail: info@polyflor.com.hk

France

James Halstead France SAS
Tel: +33 (0) 8 20 20 32 11
E-mail: info@jhfrance.fr

Germany

objectflor Art und Design Belags GmbH
Tel: +49 (0) 2236 966 330
E-mail: info@objectflor.de

India

Polyflor India Pvt Ltd
Tel: +91 22 4023 2485
E-mail: info@polyflor.co.in

Ireland

Polyflor Ireland
Tel: +353 (1) 864 9304
E-mail: salesireland@polyflor.com

New Zealand

Polyflor New Zealand
Tel: +64 9 269 1111
Tel: 0800 765 935
E-mail: sales@polyflor.co.nz

Norway

Polyflor Nordic
Tel: +47 23 00 84 00
E-mail: firmapost@polyflor.no

Poland

Polflor Sp. Z o.o.
Tel: +48 (0) 61 820 3155
E-mail: polyflor@polflor.com.pl

Russia

Polyflor Contract Ltd
Tel: +7 (812) 332 42 02
E-mail: info@polyflor.ru

South Africa

Poly Sales Africa (Pty.) Ltd
Tel: +27 11 609 3500
E-mail: info@polyflor.co.za

Sweden

FalckDesign AB
Tel: +46 (0) 300 15820
E-mail: info@falckdesign.com

www.polyflor.com



POLYFLOR™ HEAD OFFICE

POLYFLOR LTD, PO BOX 3 RADCLIFFE NEW ROAD WHITEFIELD MANCHESTER M45 7NR UK

UK SALES DIRECT: +44 (0)161 767 1122

UK SAMPLE REQUESTS: +44 (0)161 767 2551

EXPORT SALES DIRECT: +44 (0)161 767 1913

UK FAX:

+44 (0)161 767 1128

EXPORT FAX:

+44 (0)161 767 1166

TECHNICAL SUPPORT: +44 (0)161 767 1912

RECEPTION:

+44 (0)161 767 1111

E-MAIL:

INFO@POLYFLOR.COM

WEBSITE:

WWW.POLYFLOR.COM