

# CAMARO™

FLOORING COLLECTION



**CREATIVE EDGE**

The Camaro collection of luxury vinyl tiles (LVT) is a well-established and trusted range of authentic, creative and practical floor coverings. To sit alongside the main Camaro product brochure, which presents the full collection, we have introduced this design supplement to highlight a selection of additional ideas, which we call our **CREATIVE EDGE**.

Interior design, especially within home interiors, is increasingly becoming a vital and more accessible area of focus, helping to create unique environments specifically suited to each individual. With this in mind, this brochure introduces a number of high-design flooring installations along with stunning interior styling tips.

Whether you long for the classic charm of a wood parquet or natural stone floor or you wish to push the boundaries further, the following imagery will undoubtedly spark that creative fuse.

**FLOOR DESIGN CATEGORIES**


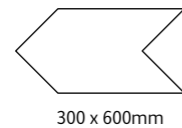
Each image within this brochure is accompanied by 1, 2 or 3 stars. This is to give you an indication of the complexity of the design and the pre-cutting required. On page 38 we provide more detail on this and take you through the price guide. Remember, this is only a selection of the floor design ideas which are possible with Camaro and if you have your own, your local flooring provider will be able to offer further advice.

FREE  **Sample Service**

It's worth remembering that if you see a colour you like you can order a free sample through our dedicated samples department at [polyflor.com/samples](http://polyflor.com/samples) or on **+44 (0)161 767 2551**.



**SHOWN OPPOSITE:**  
2338 Aged Metalstone  
Bespoke stitch design



+44 (0)161 767 2551  
[polyflor.com/samples](http://polyflor.com/samples)





  
 SEE MORE AT  
[polyflorathome.com](http://polyflorathome.com)

  
 SAMPLE IT

+44 (0)161 767 2551  
[polyflor.com/samples](http://polyflor.com/samples)

# NUT TREE


The lively and unpredictable decoration of Nut Tree lends itself perfectly to a bespoke parquet floor design. The smaller woodblocks highlight the inherent variation found in this type of timber, resulting in a truly authentic effect.

**SHOWN:** Cut length herringbone design

## CREATIVE EDGE

**2202 NUT TREE**

101.6 x 914.4mm



101.6 x 300mm

PRICE GUIDE



STRAIGHT CUT



SEE MORE AT  
polyflorathome.com

# AMERICAN OAK

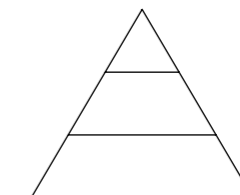
Featuring a classic, close grain structure and beautifully blond tones, American Oak is traditionally utilised in a standard straight lay format. Here we have turned this notion on its head by cleverly creating a highly contemporary triangular woodblock effect highlighted by a contrasting inlay strip, which questions the perception of the limitations of natural materials.

**SHOWN:** Triple row wood triangles with Natural Oak Marquetry Strip

## CREATIVE EDGE

**2217 AMERICAN OAK**

101.6 x 914.4mm



PRICE GUIDE



BESPOKE CUTTING



SEE MORE AT  
polyflorathome.com

★  
SAMPLE IT

+44 (0)161 767 2551  
polyflor.com/samples

## WHITE LIMED OAK + SMOKE BRUSHED ELM

White and grey wood has seen a huge spike in interest within the last few years and is often utilised in furniture and accessories as well as flooring, due to the fresh base colours. The above images show how these colours can be used in a more graphic way to present an exciting reclaimed timber effect.

SHOWN: Mixed length and colour, random laid

2229 WHITE LIMED OAK

152.4 x 914.4mm



2233 SMOKE BRUSHED ELM

152.4 x 914.4mm



152.4 x 914.4mm (full planks)



152.4 x 609.6mm (2/3 planks)



152.4 x 304.8mm (1/2 planks)

PRICE GUIDE



STRAIGHT CUT




  
 SEE MORE AT
   
[polyflorathome.com](http://polyflorathome.com)

# SMOKE BRUSHED ELM


The successful use of bold colours in highlight furniture is often accompanied by a softer and more muted flooring colour, but this should not prevent you from adding that touch of creativity. This installation showcases the delicate definition and character of Smoke Brushed Elm in an elegant quarter plank herringbone design. To achieve the correct cut, we use Polyflor's specialised in-house waterjet cutting process.

**SHOWN: Half width and length plank, in herringbone design**

## CREATIVE EDGE

**2233 SMOKE BRUSHED ELM**

152.4 x 914.4mm



75 x 450mm (¼ cut planks)

PRICE GUIDE



BESPOKE CUTTING



SAMPLE IT

+44 (0)161 767 2551  
polyflor.com/samples

# ROASTED OAK

The rich, warming tones of Roasted Oak instantly conjure up images of historic interiors, whilst the classic colourway and woodblock parquet pattern bridges the genres of traditional and contemporary styling.

**SHOWN:** Woodblock design in two-part tessellated blocks

## CREATIVE EDGE



152.4 x 304.8mm

**2237 ROASTED OAK**

152.4 x 1219.2mm



PRICE GUIDE



STRAIGHT CUT



SEE MORE AT  
polyflorathome.com

## WAXED PINE

There is a subtlety and sophistication within the Waxed Pine decoration. The familiar tones and comforting wood grain will bring a natural realism to any installation. Here we introduce a stylish and graphic twist to a standard, straight laid floor with the inclusion of the 90° cross sections.

**SHOWN:** Full plank rows and double plank cross sections

2206 WAXED PINE

101.6 x 914.4mm



## CREATIVE EDGE

PRICE GUIDE



NO CUTTING





SAMPLE IT

+44 (0)161 767 2551  
polyflor.com/samples

# CLASSIC OAK

Tradition, heritage and a sense of comfort are all instantly brought to mind with Camaro Classic Oak. The beautifully crafted practice of conventional woodblock flooring is well and truly respected here with this offset parquet design, creating an instant classic.

**SHOWN:** Square-cut woodblocks, offset and tessellated

# CREATIVE EDGE

**2216 CLASSIC OAK**

101.6 x 914.4mm



101.6 x 101.6mm


PRICE GUIDE



STRAIGHT CUT

# CREATIVE EDGE A FOCUS ON

## HERRINGBONE PARQUET WOODBLOCK



Whenever it comes to selecting your floor design, creativity should not be stifled by practicality. Rich in heritage, parquet effects are firmly back on the agenda when it comes to adding that extra touch of detail. Opting for a herringbone design, a woodblock finish or any other parquet styled wood cut pattern couldn't be easier, allowing you to bring these classic designs to life, often with a contemporary twist. Polyflor can supply any of these floor patterns as pre-cut designs. Ask your local flooring provider for further details on the simple ordering process.



SEE MORE AT  
polyflorathome.com

# BLACK & WHITE OILSHALE

Recreating a classic black and white floor is perhaps not as easy as you may imagine; the size of tiles, the type of material and the overall design are just some of the points to consider. For this particular design, we have taken inspiration from classic marble interiors from a bygone age and brought them firmly into the 21st century with an eye catching dogtooth pattern. The intricacies of tile cutting is one less thing to worry about as it's taken care of through Polyflor's precision waterjet cutting facility.


**SHOWN: Bespoke dogtooth design**

**2340 BLACK OILSHALE**



304.8 x 304.8mm

**2331 WHITE OILSHALE**



304.8 x 304.8mm

## CREATIVE EDGE



Each dogtooth = 71 x 150mm

PRICE GUIDE



BESPOKE CUTTING



SEE MORE AT  
polyflorathome.com



SAMPLE IT


+44 (0)161 767 2551  
polyflor.com/samples

# WHITE METALSTONE + CREMA SLATE

Utilising the sleek and subtle tones of White Metalstone along with heavier marked and lively Crema Slate not only plays against the senses but creates a striking visual effect. The graphic styling of this offset chevron pattern will work equally well with different Camaro colours, including single colour or contrasting woods.


**SHOWN: Offset chevron design**

**2332 WHITE METALSTONE**




304.8 x 609.6mm

**2318 CREMA SLATE**



304.8 x 609.6mm

## CREATIVE EDGE



55 x 600mm

PRICE GUIDE



BESPOKE CUTTING



SEE MORE AT  
polyflorathome.com

# MAKE A STATEMENT

There comes a time when each of us need to stamp our identity on our surroundings. This may manifest itself in a piece of statement furniture, artwork or off the wall paint colour, but especially within the floor. We continue through our creative process with this spectacular tri-colour diamond design, produced through the bespoke precision cutting and mixing of 3 Camaro tiles. Each of the colours are stand out products in their own right but when brought together in this ultra-modern random design, the result is truly sensational.


**SHOWN: Bespoke tri-colour random diamond design**

**2338 AGED METALSTONE**



304.8 x 609.6mm

**2332 WHITE METALSTONE**

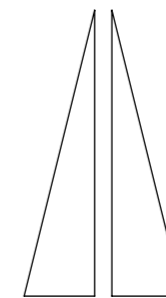


304.8 x 609.6mm

**2334 PORTICO LIMESTONE**



304.8 x 609.6mm




Each triangle: 150 x 600mm

## CREATIVE EDGE


PRICE GUIDE



BESPOKE CUTTING



SEE MORE AT  
polyflorathome.com



SAMPLE IT


+44 (0)161 767 2551  
polyflor.com/samples

## CLASSIC LIMESTONE + SERPENTINE

Simplicity is often the key to achieving a level of style and sophistication. The mix of standard straight lay planks or tiles can also open up a world of possibilities. Even when the tiles are different sizes, the effect can still meet your design requirements. This clean and uncluttered example offers up a quiet confidence which ties in perfectly with the rest of the interior scheme.


**SHOWN: Straight laid mixed colour pairing**

**2335 CLASSIC LIMESTONE**



457.2 x 457.2mm

**2337 SERPENTINE**



304.8 x 304.8mm

## CREATIVE EDGE

PRICE GUIDE



NO CUTTING



SEE MORE AT  
polyflorathome.com

# TRAVERTINE

Travertine is a classic material used in a wide range of interior and exterior building projects, often selected for its beautiful and natural mix of base and highlight colours. The directional decoration and subtle tonal effect is further enhanced in this featured creative inlay pattern, where the cut tile cross section draws the eye to the stylish design detail.


**SHOWN: Full tiles and bespoke cross direction strips**

## 2304 TRAVERTINE



304.8 x 609.6mm

## CREATIVE EDGE




304.8 x 50mm

PRICE GUIDE



STRAIGHT CUT



SEE MORE AT  
polyflorathome.com



SAMPLE IT

+44 (0)161 767 2551  
polyflor.com/samples

# CREMA SLATE

The inherent variation in decoration and subtle tonal blend help make Crema Slate a popular choice for home interiors. When cut into multi-widths, as shown here, the random sizes work perfectly alongside a contrasting inlay strip to replicate the beauty, romance and unpredictability of historic cottage floors.

**SHOWN:** Random width stone design with Coffee Grouting Strip

PRICE GUIDE



STRAIGHT CUT

## CREATIVE EDGE

**2318 CREMA SLATE**



304.8 x 609.6mm




304.8 x 609.6mm  
Full tiles



304.8 x 304.8mm  
Half tiles



304.8 x 457.2mm  
3/4 tiles





304.8 x 152.4mm  
1/4 tiles



CREATIVE EDGE  
A FOCUS ON

TRADITIONAL v CONTEMPORARY STONE DESIGNS



As with the wood parquet options, the stunning appearance of Camaro Stone and Design tiles can be utilised in bespoke cut creations to achieve a unique and exciting floor concept specifically suited to your own personal taste. We present a selection of possible options, including multi-width tiles, offset keysquares, herringbone patterns, chevron designs through to intricate waterjet cut shapes such as dogtooth. Keep it simple or really go to town with a statement design, the freedom of choice is up to you.

# THE WOOD COLLECTION

The design floors contained within this brochure have been developed using selected designs from the Camaro luxury vinyl tile range. The following pages show all 30 wood and stone designs available, and if you wish to browse through more inspiring interiors, order samples or view the full brochure visit [www.polyflorathome.com](http://www.polyflorathome.com).



**2231 AMBROSIA MAPLE** Plank size 101.6 x 914.4mm R10



**2217 AMERICAN OAK** Plank size 101.6 x 914.4mm R10



**2206 WAXED PINE** Plank size 101.6 x 914.4mm R10



**2202 NUT TREE** Plank size 101.6 x 914.4mm R10



**2216 CLASSIC OAK** Plank size 101.6 x 914.4mm R10



**2235 WARWICK OAK** Plank size 101.6 x 914.4mm R10



**2220 VINTAGE TIMBER** Plank size 152.4 x 914.4mm R10



**2236 NORTH AMERICAN WALNUT** Plank size 152.4 x 914.4mm R10

See page 6-7

See page 14-15

See page 4-5

See page 16-17

With regard to colour printing, it is only possible to give a provisional representation of the colour. For colour selection, an original sample should be used which we shall be pleased to supply. To replicate the natural material, the wood effect products may contain knots or markings as part of their design.

The R values shown denote a ramp test result, which is an ex-factory measure of slip resistance. For safety flooring with sustainable wet slip resistance, refer to the Expona Control or the Polysafe ranges.



**2229 WHITE LIMED OAK** Plank size 152.4 x 914.4mm R10

See page 8-9



**2233 SMOKE BRUSHED ELM** Plank size 152.4 x 914.4mm R10


See page 8-11




**2238 COUNTRY TEAK** Plank size 152.4 x 914.4mm R10



**2232 NATURAL OAK** Plank size 152.4 x 1219.2mm R10



**2234 FIGURED PINE** Plank size 152.4 x 1219.2mm R10




**2237 ROASTED OAK** Plank size 152.4 x 1219.2mm R10

See page 12-13



**2239 HERITAGE OAK** Plank size 203.2 x 1219.2mm R10


THE **STONE** COLLECTION



See page 20-21


**2331 WHITE OILSHALE**  
Tile size 304.8 x 304.8mm

R10



**2336 CLASSIC YORKSTONE**  
Tile size 304.8 x 304.8mm

R11



**2301 ROMANO STONE**  
Tile size 304.8 x 304.8mm


R10



See page 26-27

**2337 SERPENTINE**  
Tile size 304.8 x 304.8mm

R11



See page 20-21


**2340 BLACK OILSHALE**  
Tile size 304.8 x 304.8mm

R10



**2339 ATLANTIC SLATE**  
Tile size 304.8 x 304.8mm

R10




**2317 BLACK MARBLE**  
Tile size 304.8 x 304.8mm

R10



**2333 IVORY STONE**  
Tile size 457.2 x 457.2mm

R10




**2335 CLASSIC LIMESTONE**  
Tile size 457.2 x 457.2mm

R10

See page 26-27

With regard to colour printing, it is only possible to give a provisional representation of the colour. For colour selection, an original sample should be used which we shall be pleased to supply. To replicate the natural material, the stone effect tiles may include variation in markings as part of their design.

The **R values** shown denote a ramp test result, which is an ex-factory measure of slip resistance. For safety flooring with sustainable wet slip resistance, refer to the Expona Control or the Polysafe ranges.



See page 22-25

**2332 WHITE METALSTONE**  
Tile size 304.8 x 609.6mm


R10



**2334 PORTICO LIMESTONE**  
Tile size 304.8 x 609.6mm

R11

See page 24-25



See page 22-23 and 30-31

**2318 CREMA SLATE**  
Tile size 304.8 x 609.6mm


R10



**2304 TRAVERTINE**  
Tile size 304.8 x 609.6mm


R10

See page 28-29



**2319 OCEAN SLATE**  
Tile size 304.8 x 609.6mm



R10



**2338 AGED METALSTONE**  
Tile size 304.8 x 609.6mm

R11

See page 3 and 24-25



## CREATIVE EDGE

---

# PRICING GUIDE

To make choosing the right design floor for your interior and budget quick and easy, we have created this simple 3-star pricing guide that rates each design by the complexity of the cutting involved. Some of the designs shown in this brochure require no cutting at all, however those designs that require either a straight or bespoke cutting service are all performed by Polyflor's team of specialists, and can be ordered through your local flooring provider.



### 1. STANDARD TILES & PLANKS - NO CUTTING

Use full tiles and planks and lay in full plank herringbone and other designs, using strips to create the illusion of larger sized planks and tiles. This is a great way to create interest at no additional cost.



### 2. STRAIGHT CUTS

Make tiles and planks smaller for more intricate designs, utilising strips to highlight plank and tile edges. These designs incur a cutting charge per m<sup>2</sup> in addition to the flooring costs.



### 3. BESPOKE CUTTING

If you would like to create a truly bespoke flooring design that adds impact to your interior, then we are here to help you realise your vision. Almost anything is possible. Price upon request.

# FLOORCARE

We want your new Camaro floor to become a design and functional feature for many years to come and to help you achieve this we have laid out the following floorcare guidelines. Each product in the Camaro collection features a polyurethane reinforcement within a hard-wearing surface providing protection against everyday wear, ensuring optimum long-term performance of your floor. Furthermore, Camaro does not harbour dust mites or bacteria making it ideal for the home environment.

## Initial cleaning after your new floor has been installed:

- Avoid walking on the floor for at least 24 hours following completion of installation.
- Sweep or vacuum to prevent loose dirt or grit from scratching the floor.
- Polishing your floor can be beneficial to help prevent slight surface scratches and to provide further protection.

## Day to day cleaning:

- Sweep or vacuum the floor to remove loose dirt, grit or dust.
- Use clean mops and neutral cleaning solutions to regularly clean your floor.  
*Contact Polyflor for details of approved maintenance products.*
- Dilute the floor cleanser to the manufacturer's instructions.
- Mop the floor evenly.
- Collect any excess liquid in a mop bucket.
- Rinse the floor with clean water and allow to dry.


## Regular cleaning is more beneficial to the floorcovering and is more cost effective than occasional heavy cleaning.

- Do:**
- ✓ Install barrier mats at entrances to pick up grit and moisture (Note, some rubber-backed mats may discolour the floor).
  - ✓ Ensure your furniture is fitted with protective pads where necessary to prevent scratches.
  - ✓ Use protective cups under heavy furniture to prevent indentation.
  - ✓ Remove spillages as quickly as possible to reduce risk of staining and causing slip hazards.
  - ✓ Always use clean equipment when maintaining your floor.
  - ✓ Regularly trim pets claws as these can cause fine scratches.

- Don't:**
- ✗ Use abrasive liquids or metal scouring pads as these can damage the floor.
  - ✗ Clean the floor with solvents, caustic detergents, washing up liquids, soap powders, bleach, furniture polishes, petroleum based products, pine gels, stain removers or highly coloured products. Such products may make the floor slippery or cause permanent damage.
  - ✗ Drag furniture with unprotected feet across the floor.



Camaro is resistant to everyday dirt and soil



Camaro is resistant to accidental splashes and temporary surface water



Dirty footprints are not a problem and can be easily wiped away

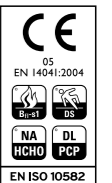


Everyday dirt and crumbs can be simply swept away

# TECHNICAL DETAILS

CHARACTERISTICS	CAMARO	CHARACTERISTICS	CAMARO
Type of floorcovering EN 649 / EN ISO 10582	Heterogeneous, PVC	Abrasion resistance EN 649 EN ISO 10582	Group T Type 1
Surface Treatment	Polyurethane Reinforcement (PUR)	Dimensional stability EN 434 / EN ISO 23999	≤ 0.1% max
Total weight EN 430 / EN ISO 23997	3,600 g/m <sup>2</sup>	Colour fastness to artificial light *	Level ≥ 6 ISO 105-B02 method 3
Performance classification EN 685 / EN ISO 10874	23, 31	Behaviour to fire EN 13501-1	Bfl - S1
Gauge EN 428 / EN ISO 24346	2.0mm	Slip resistance **	EN 13893 Class DS (Dry condition) DIN 51130 R10/R11 AS/NZS 4586 R10 For safety flooring with sustainable wet slip resistance, refer to the Expona Control or Polysafe ranges
Wear layer thickness EN 429 / EN ISO 24340	0.3mm	VOC emissions	Eurofins - Indoor Air Comfort Gold AgBB - Very low emissions Floorscore - Certified product
Plank size EN 427 / EN ISO 24342 and packaging details	36 @ 101 x 914mm = 3.34m <sup>2</sup> 24 @ 152 x 914mm = 3.34m <sup>2</sup> 18 @ 152 x 1219mm = 3.34m <sup>2</sup> 14 @ 203 x 1219mm = 3.46m <sup>2</sup>	Chemical resistance EN 423 / EN ISO 26987	***
Tile size EN 427 / EN ISO 24342 and packaging details	36 @ 305 x 305mm = 3.34m <sup>2</sup> 18 @ 305 x 610mm = 3.34m <sup>2</sup> 16 @ 457 x 457mm = 3.34m <sup>2</sup>	Castor chair suitability EN 425 / ISO 4918	Suitable, type W, EN 12529
Residual indentation EN 433 / EN ISO 24343-1	≤ 0.05mm	Underfloor heating suitability EN 1264-2	Suitable, max. 27° C

- \* We recommend that adequate UV protection be taken against products being installed in direct sunlight as fading may occur.
- \*\* For clarification regarding slip resistance, consult Polyflor. See product pages (34-37) for R values.
- \*\*\* Resistant depending on concentration and time of exposure. In case of increased impact of oils, grease, acids, alkalis and other aggressive chemicals, please contact us.



# GUARANTEE

## 10 Year Product Guarantee

The Camaro collection of luxury vinyl tiles has been developed to meet the highest technical specification of its type. Ideal for all areas of the home, the products ensure high performance and optimum style. In addition, Camaro is suitable for moderate commercial applications such as light traffic areas within hotels, conference rooms and small offices.

Compared with many natural flooring options, Camaro will under normal conditions resist household stains, will not crack, chip or splinter. The manufacturers of Camaro are confident that their high quality products will provide many years of valuable service. All products purchased from the range are guaranteed for 10 years against normal wear and tear in the recommended environment, provided that they have been fitted correctly and maintained in accordance with the manufacturer's instructions. Full terms and conditions of the guarantee are available on request from your flooring wholesaler or Polyflor Ltd.



If you require any further information please contact Polyflor Customer Technical Services on +44 (0)161 767 1912, or email [tech@polyflor.com](mailto:tech@polyflor.com).

# ACCESSORIES

The realism and natural effects of the tiles and planks alone allow you to create a beautiful new floor. But to really enhance your design or to create a unique feature the below floor accessories offer a wide scope for creativity.

## Grouting Strips

Typically laid between Camaro Stone tiles and available in 5 coordinating and realistic stone grout colours, Camaro Grouting Strips can also be utilised to create a room perimeter or feature area, such as around island units. As a tip, they can be used as a subtle close-to-tile colour addition or as a contrasting highlight effect.



Strip size: 3mm x 914mm




Ice Grouting Strip and Black Oilshale cut tile

## Marquetry Strips

Used in a similar way to the Grouting Strips, Camaro Marquetry Strips are offered to create that authentic and highly desirable detailed wood floor installation. Available in 4 popular wood types, they can be inlaid between planks to create a 'ships decking' effect or as perimeter or highlight feature.



Strip size: 3mm x 914mm



Classic Oak Marquetry Strip and White Limed Oak plank

## Feature Strips

Camaro Feature Strips provide an alternative look to the Grouting & Marquetry Strips. Available in 7 solid colourways, these strips provide a bolder and more graphic look to the installation, which are also inlaid with tiles and planks.



Strip size: 5mm x 1000mm

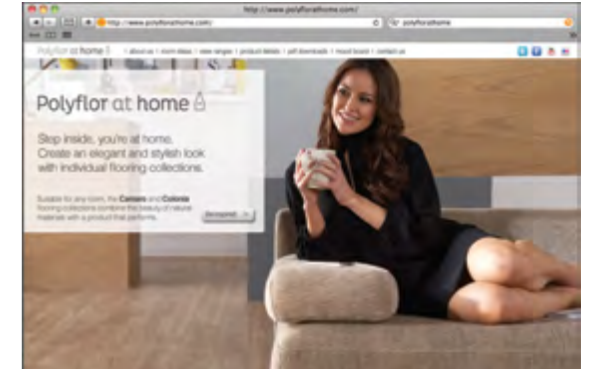
**Design Tip:** It is worth noting that although the Grouting Strips are ideal for the stone tiles and the Marquetry Strips suit the wood planks, they can be mixed and matched between tiles and planks to further create a unique look.

**Note:** As the Grouting and Marquetry Strips are cut from natural wood and stone designs, there will be variation in markings and decoration.

# ONLINE SUPPORT AND SAMPLES

## Polyflor at home

For general consumer information visit [www.polyflorathome.com](http://www.polyflorathome.com) to view even more inspirational Camaro room set images along with its sister product Colonia and luxury vinyl sheet Secura. Here you can view, save and download your favourite images as well as request free product samples. You will also find links through social networking sites such as Facebook, Twitter and Pinterest.



## Polyflor at home

Our dedicated consumer blog [blog.polyflorathome.com](http://blog.polyflorathome.com) is a great way to keep up to date with all the latest product information, design ideas and tips, plus inspiring installations shared by our customers.

## Share your floor

We know that our customers love to create stunning Camaro floor installations within their homes, so why not share them with us? Whether you are a flooring installer or the installation owner, you can either send us your project images via Twitter at [@PolyflorLtd](https://twitter.com/PolyflorLtd), post them on our Facebook page at [Facebook.com/PolyflorLtd](https://www.facebook.com/PolyflorLtd) or email them to [info@polyflor.com](mailto:info@polyflor.com). We regularly upload our favourites onto our Polyflor at Home blog at [blog.polyflorathome.com](http://blog.polyflorathome.com), so feel free to send them through to us and show off **your creative edge**.



Commercial customers can also visit [www.polyflor.com](http://www.polyflor.com) for detailed product and technical information on all collections within the Polyflor portfolio. This award winning site runs with easy to follow navigation to help you to find exactly what you're looking for. Downloads and free product samples can also be easily requested too.



Sample your choice of flooring before you buy and try it out in your home for free. We provide complimentary product samples to ensure you find the exact product you are looking for.

To order a free sample of any Camaro colour, visit either of the above websites or call the dedicated Polyflor Samples Hotline on **+44 (0)161 767 2551**.

## Contact:

For general information on your specific project, speak with your local Camaro provider. If you require detailed technical data, contact Polyflor Customer Technical Services on: **Tel: +44 (0)161 767 1912 Email: [tech@polyflor.com](mailto:tech@polyflor.com)**

For details of International Camaro availability see the back cover of this brochure for global contacts. Alternatively visit [www.polyflor.com](http://www.polyflor.com) and follow the Contact Us link.

# CAMARO™

FLOORING COLLECTION

## POLYFLOR™ INTERNATIONAL

### Australia

Polyflor Australia  
Tel: +61 3 9215 4400  
Tel: 1800 777 425  
E-mail: sales@polyflor.com.au

### Canada

Polyflor Canada Inc.  
Tel: +1 905 364 3000  
E-mail: sales@polyflor.ca

### China

Polyflor Hong Kong  
Tel: +(852) 2865 0101  
E-mail: anthonylam@polyflor.com.hk

### France

James Halstead France SAS  
Tel: +33 (0) 8 20 20 32 11  
E-mail: info@jhfrance.fr

### Germany

objectflor Art und Design Belags GmbH  
Tel: +49 (0) 2236 966 330  
E-mail: info@objectflor.de

### Ireland

Polyflor Ireland  
Tel: +353 (1) 864 9304  
E-mail: salesireland@polyflor.com

### New Zealand

Polyflor New Zealand  
Tel: +64 9 269 1111  
Tel: 0800 765 935  
E-mail: sales@polyflor.co.nz

### Norway

Polyflor Nordic  
Tel: +47 23 00 84 00  
E-mail: firmapost@polyflor.no

### Poland

Polflor Sp. Z o.o.  
Tel: +48 (0) 61 820 3155  
E-mail: polyflor@polflor.com.pl

### Russia

Polyflor Contract Ltd  
Tel: +7 (812) 332 42 02  
E-mail: info@polyflor.ru

### South Africa

Poly Sales Africa (Pty.) Ltd  
Tel: +27 11 609 3500  
E-mail: info@polyflor.co.za

### Sweden

FalckDesign AB  
Tel: +46 (0) 300 15820  
E-mail: info@falckdesign.com

### United Arab Emirates

Polyflor Middle East  
Tel: +971 4 349 1078  
E-mail: espm@eim.ae

[www.polyflorathome.com](http://www.polyflorathome.com)

[www.polyflor.com](http://www.polyflor.com)



## POLYFLOR™ HEAD OFFICE

POLYFLOR LTD. PO BOX 3 RADCLIFFE NEW ROAD WHITEFIELD MANCHESTER M45 7NR UK

UK SALES DIRECT: +44 (0)161 767 1122

UK FAX: +44 (0)161 767 1128

RECEPTION: +44 (0)161 767 1111

UK SAMPLE REQUESTS: +44 (0)161 767 2551

EXPORT FAX: +44 (0)161 767 1166

E-MAIL: INFO@POLYFLOR.COM

EXPORT SALES DIRECT: +44 (0)161 767 1913

TECHNICAL SUPPORT: +44 (0)161 767 1912

WEBSITE: WWW.POLYFLOR.COM

**POLYFLOR™**  
COVERING THE WORLD

*James Halstead™*  
FLOORING



2011