



CAMARO™  
FLOORING COLLECTION

Step inside.™





**L O O K**



**BOOK**

CAMARO™

FLOORING COLLECTION

# Step inside.

The Camaro flooring collection has been developed with you and your home firmly in mind. Following extensive design, trend and performance research we have put together a collection of **authentic, creative and practical** floorcoverings assured to enhance any home interior. Developed in conjunction with a team of commissioned artists and experienced product designers, each item is based on the natural allure and beauty of wood, stone, slate and marble.

This highly imaginative collection provides enhanced suitability for any residential location as well as moderate commercial applications due to the ultra hardwearing and easy to clean product construction. Offered in an authentic range of vinyl tile and plank sizes and supported by a creative collection of design accessories, the possibilities are unlimited.

Inside this look book you will see product scans and a large number of Camaro installations designed to inspire and to help you create an interior to cherish. For information on technical, floorcare and product details, visit [polyflor.com](http://polyflor.com) or see the Camaro product brochure.




architecture  
COLOURS OF ARCHITECTURE



# WOOD

---

Camaro reflects the undoubted natural beauty of wood with a creative range of authentic floor coverings. Detailed and accurate timber variation, grain and knots are sympathetically represented with this unique collection of classic and contemporary products. Each plank is carefully sized and textured to further enhance its natural appearance.

The image shows a detailed, close-up view of the wood grain of American Oak. The grain is characterized by its wavy, undulating patterns, with varying shades of light to medium brown. The texture is natural and organic, with some areas showing more pronounced growth rings and others appearing smoother. The lighting is even, highlighting the subtle variations in the wood's surface.

**2217 AMERICAN OAK**

Plank size 101.6 x 914.4mm



Plank Weave design floor





Plank Weave design floor

Herringbone design with full planks





**2231** AMBROSIA MAPLE


Plank size 101.6 x 914.4mm









The image shows a close-up of a light-colored wood plank, likely pine, with a prominent grain and several knots. The wood is arranged in a staggered pattern, typical of a floor or wall paneling. The color is a warm, natural light brown. The texture is smooth but shows the natural grain and knot patterns of the wood.

**2206 WAXED PINE**

Plank size 101.6 x 914.4mm






Inlaid with Natural Oak Marquetry Strip





The image shows a close-up of a wooden plank with a prominent, wavy grain pattern characteristic of nut tree wood. The wood has a warm, golden-brown hue with darker, swirling lines and some natural knots. The texture appears smooth and polished.

**2202 NUT TREE**


Plank size 101.6 x 914.4mm











**2232 NATURAL OAK**

Plank size 152.4 x 1219.2mm





Perimeter inlaid with a Walnut Marquetry Strip.







The image shows a close-up of a wood plank with a prominent, wavy grain pattern. The wood has a warm, golden-brown hue. The grain lines are irregular and flowing, creating a dynamic visual texture. There are several knots and smaller imperfections visible throughout the surface, which are characteristic of natural wood. The lighting is even, highlighting the natural variations in the wood's color and texture.

**2216 CLASSIC OAK**

Plank size 101.6 x 914.4mm

Inlaid with Brown Feature Strip every two planks.









The image shows a detailed, close-up view of the Warwick Oak wood grain. The texture is characterized by a complex, wavy pattern of light and dark brown fibers, creating a rich, organic appearance. The grain runs horizontally across the frame, with some vertical variations in tone and texture. The overall color palette is a range of earthy browns, from light tan to deep, dark chocolate and near-black tones, highlighting the natural imperfections and beauty of the wood.

**2235 WARWICK OAK**


Plank size 101.6 x 914.4mm







Both images: Woodblock design floor





**2220 VINTAGE TIMBER**

Plank size 152.4 x 914.4mm



Herringbone design floor




Inlaid with Brown Feature Strip









**2236 NORTH AMERICAN WALNUT**


Plank size 152.4 x 914.4mm











**2229** WHITE LIMED OAK

Plank size 152.4 x 914.4mm

Perimeter inlaid with Classic Oak Marquetry Strip





Inlaid with Ice Grouting Strip





Inlaid with Coffee Grouting Strip



**2233 SMOKE BRUSHED ELM**

Plank size 152.4 x 914.4mm








Inlaid with Coffee Grouting Strip





**2234** FIGURED PINE

Plank size 152.4 x 1219.2mm






Installed alongside Atlantic Slate







**2238 COUNTRY TEAK**

Plank size 152.4 x 914.4mm









Inlaid with Coffee Grouting Strip

**2237** ROASTED OAK

Plank size 152.4 x 1219.2mm



Inlaid with Natural Oak Marquetry Strip









Inlaid with Classic Oak Marquetry Strip

The image shows a close-up, high-resolution view of a dark brown wood surface. The wood grain is prominent, with a mix of dark chocolate, espresso, and near-black tones. The texture is organic and slightly uneven, with visible growth rings and some natural imperfections. The lighting is soft, highlighting the depth of the grain.

**2239** HERITAGE OAK

Plank size 203.2 x 1219.2mm













A lit candle in a white ceramic holder sits on a light-colored, textured stone surface. The candle is lit, casting a warm glow. The stone has a natural, mottled appearance with subtle variations in tone and texture. The overall scene is serene and evokes a sense of natural beauty and warmth.

# STONE

---

There is rarely anything more beautiful than the natural variety and appearance of stone. This is why our team of product designers have considered and developed a realistic choice of authentically replicated colours, patterns and textures to inspire you in bringing this beauty into your home.



**2331** WHITE OILSHALE

Tile size 304.8 x 304.8mm







Two tiles installed side by side with Graphite Grouting Strip, laid brickwork.

Installed with Black Oilshale for the classic chequerboard design.



**2333** IVORY STONE

Tile size 457.2 x 457.2mm



Inlaid with Pearl Grouting Strip.



Inlaid with Pearl Grouting Strip.



Installed in an Offset Keysquare design with Maple Marquetry Strip. (Ivory Stone are the full tiles, Classic Limestone are the quarter tile key-squares.)





**2332 WHITE METALSTONE**

Tile size 304.8 x 609.6mm



Installed brickwork.





Installed alongside Roasted Oak.

Installed Brickwork with Ice Grouting Strip.







**2334** PORTICO LIMESTONE

Tile size 304.8 x 609.6mm

installed in a Herringbone design with Graphite Grouting Strip






Installed brickwork.



Straight laid with Pearl Grouting Strip, between tiles and as a perimeter.





**2335 CLASSIC LIMESTONE**

Tile size 457.2 x 457.2mm



Installed in an Offset Keysquare design with Maple Marquetry Strip. (Ivory Stone are the full tiles, Classic Limestone are the quarter tile keysquares.)









**2304 TRAVERTINE**

Tile size 304.8 x 609.6mm



Straight laid with Coffee Grouting Strip.








Cut in half lengthways with Walnut Marquetry Strip, laid brickwork.





Straight laid with Coffee Grouting Strip.



**2336 CLASSIC YORKSTONE**

Tile size 304.8 x 304.8mm




Straight laid with Cream Feature Strip perimeter.











**2318 CREMA SLATE**

Tile size 304.8 x 609.6mm



Laid brickwork with Pearl Grouting Strip.




Installed with Coffee Grouting Strip, laid brickwork with a single strip perimeter.





Laid brickwork with Pearl Grouting Strip.





**2301 ROMANO STONE**

Tile size 304.8 x 304.8mm




Installed at 45° with Coffee Grouting Strip.

Both Images: Straight laid with Grey Grouting Strip.










**2337 SERPENTINE**

Tile size 304.8 x 304.8mm



Installed at 45° with Gold Feature Strip.






Installed at 45° with Gold Feature Strip.



Four tiles installed together with Coffee Grouting Strip to give a contemporary larger tile effect.

The image shows a close-up of a dark, textured surface with a mottled appearance. The colors range from deep charcoal to dark brown, with some lighter, almost greyish-green spots scattered throughout, giving it a weathered or 'aged' look. The texture appears slightly grainy and uneven.

**2338 AGED METALSTONE**

Tile size 304.8 x 609.6mm

Two tiles are installed together with Natural Oak Marquetry Strip.








With Serpentine tile and Gold Feature Strip.

Installed brickwork.



The image displays a detailed, high-resolution texture of Ocean Slate. The surface is characterized by a complex, organic pattern of dark green, grey, and brownish tones, with prominent veins and irregular, block-like shapes that suggest natural stone formation. The lighting is somewhat uneven, highlighting the rough, weathered texture of the material.

**2319 OCEAN SLATE**

Tile size 304.8 x 609.6mm





Installed brickwork with Graphite Grouting Strip.



Ocean Slate tiles have been cut lengthways into halves and quarters and inlaid with Pearl Grouting Strip. Installed alongside White Metalstone with Grey Grouting Strip.







**2339 ATLANTIC SLATE**

Tile size 304.8 x 304.8mm

Two tiles fitted together with Ice Grouting Strip.







Inlaid with Black Feature Strip.





**2340 BLACK OILSHALE**


Tile size 304.8 x 304.8mm







Tiles are cut in half and laid end to end with Ice Grouting Strip.

The image shows a close-up, high-resolution view of a black marble surface. The background is a deep, dark charcoal or black color, which is intricately patterned with fine, irregular veins of a lighter, greyish-white or off-white color. These veins are scattered throughout the surface, creating a complex, organic, and somewhat chaotic pattern characteristic of natural marble. The lighting appears to come from the side, highlighting the texture and the sharp edges of the veins.

**2317 BLACK MARBLE**

Tile size 304.8 x 304.8mm





Installed with staggered joints with Grey Grouting Strip.



Straight laid with Graphite Grouting Strip.



Installed at 45° with Ice Grouting Strip and a single strip perimeter.

**WWW.POLYFLOR.COM**

With regard to colour printing, it is only possible to give a provisional representation of the colour.  
For colour selection, an original sample should be used which we shall be pleased to supply.

# CAMARO™

FLOORING COLLECTION

## FalckDesign AB

Energigatan 9, SE-434 23 Kungsbacka,  
Sweden

Tel: +46 (0) 300 15820

E-mail: info@falckdesign.com

## James Halstead Flooring New Zealand Ltd

PO Box 98943, Manukau City 2241

100 Plunket Ave, Manukau 2104

New Zealand

PH: 0800 425 783

E-mail: sales@halstead.co.nz

## objectflor Art und Design Belags GmbH

Wankelstraße 50, 50996 Köln, Germany

Tel: +49 (0) 2236 966 330

E-mail: info@objectflor.de

## Polyflor Australia Pty Ltd

59-65 Wedgewood Road, Hallam,

Vic 3803, Australia

Tel: 1800 777 425

E-mail: sales@polyflor.com.au

## Polyflor Canada

304 Stone Road West, Suite 550

Guelph, Ontario, N1G 4W4 Canada

Tel: +1 519 763 3088

E-mail: acrawford@polyflor.ca

## Polyflor Contract Ltd

Office 12, Business centre "Strela",

d. 113, liter B, Ligovsky pr.,

St.Petersburg, Russia.

Tel: +7 812 332 42 02

E-mail: sales@polyflor.u

## Polyflor Hong Kong

Room 2409, 24th Floor,

New York Life Tower, Windsor House,

311 Gloucester Road,

Causeway Bay, Hong Kong

Tel: +852 2865 0101

E-mail: anthonylam@polyflor.com.hk

## Polyflor Ireland

Unit 106, Millennium Trade Park,

Ballycoolin, Blanchardstown, Dublin 11

Tel: +353 (1) 864 9304

E-mail: tmockler@polyflor.com

## Polyflor Middle East

PO Box 71862, Dubai, UAE

Tel: +971 4 349 1078

E-mail: espm@eim.ae

## Polyflor Nordic

Kjelsåsveien 168 B, N-0884 Oslo, Norway

Tel: +47 23 00 84 00

E-mail: firmapost@polyflor.no

## Polyflor Polska

Ul Gronowa 22/506, Poznan 61-680,

Poland

Tel: +48 61 820 3155

E-mail: polyflor@polyflor.com.pl

## Poly Sales Africa (Pty) Ltd

PO Box 3967, Edenvale 1610,

South Africa

Tel: (27) 011 609-3500

E-mail: info@polyflor.co.za

  
**POLYFLOR™**  
COVERING THE WORLD

**POLYFLOR LTD.** PO BOX 3 RADCLIFFE NEW ROAD WHITEFIELD MANCHESTER M45 7NR UK

TEL: +44 (0)161 767 1111 UK SALES DIRECT: +44 (0)161 767 1122 UK SAMPLE REQUESTS: +44 (0)161 767 2551

UK FAX: +44 (0)161 767 1128 EXPORT FAX: +44 (0)161 767 1166

E-MAIL: INFO@POLYFLOR.COM WEBSITE: WWW.POLYFLOR.COM

*James Halstead™*  
FLOORING









[WWW.POLYFLOR.COM](http://WWW.POLYFLOR.COM)