

# COLONIA™

FLOORING COLLECTION



you're at home





Featured images:  
Front cover; 4435 English Oak  
Back cover; 4437 Kings Oak  
This page; 4434 Schoolhouse Oak

---

## you're at home

---

We believe that good design should be affordable as well as practical and aesthetically pleasing. Our clear focus is on quality, design and performance and these ideals form the foundation of the Colonia flooring collection.

Colonia has been developed to help you really feel at home. Inspired by the natural world around us, we have carried out extensive design, trend and performance research to ensure we offer a range of beautiful, desirable and practical floorcoverings, ideally styled for a wide range of home interiors.

Each product offers a highly authentic decoration representing natural elements whilst covering many of today's interior trends. If you aspire towards the timeless simplicity of a Scandinavian dining room, the elegance of a New England living space or a bathroom fit for a king then Colonia is here to help. We have so many ideas and inspirational room set images to cover a wide range of styles and tastes, many of which are included within this product brochure. Even more ideas can be found online at [polyflorathome.com](http://polyflorathome.com).

To begin the creative process, we want you to use this brochure for inspiration and to make your final decision an easier one - it is bursting with creativity and intelligent design ideas. Inside you will find everything you need to turn your flooring dreams into an achievable reality.

Hygiene and practicality are at the forefront of any Polyflor development therefore Colonia features a protective polyurethane surface treatment to ensure any inevitable spills and crumbs can be easily wiped or swept away. As ever, we are committed to ensuring a quality range which will inspire any home. Season after season, year after year, craft, quality and affordable design means truly unbeatable value.

What's more, free product samples of any Colonia design are available, see page 122 for further details.

**COLONIA**<sup>™</sup>  
FLOORING COLLECTION

Polyflor at home 

FREE  
Sample Service 

Visit [polyflorathome.com](http://polyflorathome.com) for all the roomsets and images in this brochure.  
Sample your choice of flooring before you buy.



---

# WOOD

---

Every home is as individual as those who live there, which is why carefully selected wood effects are included in the collection, offering a mix of classic to contemporary flooring options, celebrating design, function and performance.





## Nordic White Oak



4436 Nordic White Oak

Plank size 184 x 1219mm



Nordic White Oak fuses the characteristics of Scandinavian timber and bleached or painted floorboards with the performance of a hardwearing and practical floorcovering. The current demands for white and grey woods are perfectly matched by this large format plank, which features authentically detailed graining and an embossed surface texture.

Both images show the product straight laid





WOOD 4436 NORDIC WHITE OAK



Left: Installed in a block wood pattern

Right: Naval plank or ships decking effect, inlaid with Graphite Grouting Strip

For details of other exciting design floor options, see pages 112-117





# New England Elm



4433 NEW ENGLAND ELM

Plank size 152 x 1219mm




The warm grey and honey tones along with the sophisticated and subtle wood grain presents a floor inspired by everything 'New England'. Coastal charm and driftwood styling brings a freshness to the design and ultimately to your home interior. The extra long planks sympathetically emphasise the directional nature of this type of wood.

Both images: Naval plank design with Pearl Grouting Strip







Left & middle: Straight laid  
Right: Installed in a full plank block design





# Oxford Maple




4431 OXFORD MAPLE

Plank size 152 x 914mm



Recreating the essence of luxury and comfort, Oxford Maple introduces an exotic wood type to the collection. Featuring a wide variation in tone and colour, this design will bring a vibrancy to both classic and contemporary home interiors.

Both images: Inlaid with Classic Oak Marquetry Strip







WOOD 4431 OXFORD MAPLE



Left & above: Straight laid  
Below: Inlaid with Walnut & Maple Marquetry Strip perimeter tramline





## Golden Koa



4403 GOLDEN KOA

Plank size 101 x 914mm



Drawing from the simplicity and delicacy of natural sawn wood, Golden Koa offers a warmth and almost cherry-like hue. Developed as a perennial floor, the design offers suitability and style, season after season. The featured installation images highlight the flexibility of the product, presented straight laid, with inlay strip and in a classic herringbone cut design.

Both images: Installed in a double plank tramline design







Left: Naval plank design inlaid with Brown Feature Strip

Right: Herringbone design



# Mountain Alder



4401 MOUNTAIN ALDER

Plank size 101 x 914mm



Mountain Alder is a timeless wood which has retained its popularity due to the clean and neutral colourway and classic, close wood grain. This also affords the luxury of enhancing more rustic and traditional interiors, due to the slim planks and branched wood decoration.

Both images: Inlaid with Natural Oak Marquetry Strip







Left: Straight laid

Right: Inlaid with Maple Marquetry Strip and featuring a double plank perimeter





# English Oak



4435 ENGLISH OAK

Plank size 152 x 1219mm



The inclusion of English Oak continues to affirm our love and respect for natural oak designs. Its iconic appeal puts this wood into a class of its own. The untreated colourway blends harmoniously into any setting as presented in these installation examples as well as the main cover shot. The enduring colour and wood type allows it to be easily installed alongside other Colonia planks, tiles and inlay accessories.

Both images: Inlaid with Classic Oak Marquetry Strip







Left: Brickwork wood tile effect, inlaid with Walnut Marquetry Strip. Natural Limestone is featured in the kitchen  
Right: Straight laid with Fossil Limestone featured in the bathroom



# Schoolhouse Oak



4434 SCHOOLHOUSE OAK

Plank size 152 x 1219mm



Inspired by age old oak flooring from historic interiors, the development for Schoolhouse Oak aimed to bring to the collection the warmth and character associated with such a material. The strength and clarity of this type of wood is fully retained and converted into a contemporary flooring design, standing the test of time.

Both images: Herringbone design







Left: Straight laid

Right: Straight laid with double plank perimeter





# Woodland Oak



4411 WOODLAND OAK

Plank size 101 x 914mm



This distinguished wood design takes you back to nature, with its modern yet timeless look and classic colour. Each knot and organic grain allows the product to tell its own story, whilst creating a comforting backdrop to any room.

Both images: Straight laid





WOOD 4411 WOODLAND OAK



Left: Straight laid

Right: Inlaid with Walnut Marquetry Strip every two plank widths








# Virginia Walnut



4432 VIRGINIA WALNUT

Plank size 152 x 914mm



This intense walnut design is a great way of introducing an understated glamour into your home. The elegant, rich and versatile decoration creates a striking focal point for a wide array of rooms. The dark tones contrast beautifully against contemporary, clean whites and chromes whilst also supporting other strong fabric and material colours and textures.

Left: Full plank herringbone design

Right: Inlaid with Walnut Marquetry Strip








WOOD 4432 VIRGINIA WALNUT



Both images: Straight laid



# Kings Oak



4437 KINGS OAK

Plank size 184 x 1219mm



Rich chocolate tones, precision detailing, a large format plank and an authentically textured surface all add a rich character to Kings Oak. As suggested by the name, this flooring design projects a strength and imposing presence as well as a statement of intent to your overall interior scheme.

Both images: Inlaid with Natural Oak & Walnut Marquetry Strips in a triple strip design







Left: Inlaid in a double plank weave design


Right: Straight laid with a double plank perimeter







WOOD 4437 KINGS OAK



Both images: Straight laid



---

# STONE

---

Beauty and practicality are the central focus of the Colonia stone collection, fusing the characteristics of natural materials with the performance and functionality of a hardwearing tile.





# Natural Limestone



4536 NATURAL LIMESTONE

Tile size 457 x 457mm

When it comes to clean, contemporary floor tiles, limestone is a clear choice. The understated elegance and sophistication lends itself perfectly to organic colourways. The Natural Limestone design details subtle yet intricate markings which replicate the historic nature of the material. All this in a practical, hygienic and hardwearing construction.

Both images: Three tiles installed together, inlaid with a Graphite Grouting Strip surround







Left: Inlaid with Coffee Grouting Strip

Right: Inlaid with Ice Grouting Strip. Central section features Virginia Walnut





# Fossil Limestone




4537 FOSSIL LIMESTONE

Tile size 457 x 457mm

As with Natural Limestone, this Fossil variation provides a striking response to high-design demands. The pitted effects and delicate marbling have been intelligently crafted to complement modern materials and architectural features. As with all Colonia products, bespoke floor designs are easily achieved by following our numerous suggestions or by employing your own creativity.

Both images: Random width tile design featuring full, 2/3 & 1/3 tiles, inlaid with Grey Grouting Strip







Left: Inlaid with Ice Grouting Strip in a brickwork design

Right: Straight laid



# Glazed Metalstone



4533 GLAZED METALSTONE

Tile size 305 x 610mm




Left: Installed in an alternative brickwork pattern inlaid with Ice Grouting Strip  
 Middle: Brickwork design  
 Right: Straight laid with bespoke perimeter strip and Copper Feature Strip

At first glance Glazed Metalstone presents an impressive decoration, but when you take a closer look the design successfully fuses together the modern appearance of a crisp and sleek tile with a galvanising and almost industrial underlying metallic effect. The colour of this visually appealing floor exhibits warming tones and a homely suitability.







Both images: Brickwork pattern with Pearl Grouting Strip



# Cottage Yorkstone



4531 COTTAGE YORKSTONE

Tile size 305 x 305mm

The honesty and realism of natural granite is brought to life with Cottage Yorkstone. The rustic charms and variational markings bring its own level of interest to any room. From classic retreats and farmhouse cottages to vibrant new interiors, this faithful tile design incorporates a pitted surface texture to add a further depth of character.

Both images: Inlaid with Classic Oak Marquetry Strip in a brickwork design







Left: Straight laid, installed at 45°

Right: Two tiles together with Cream Feature Strip in a brickwork design





# Quarried Millstone



4532 QUARRIED MILLSTONE

Tile size 305 x 305mm

Quarried Millstone showcases a depth of warmth along with an earthy and individual directional decoration. The design exudes its unique charm even in relatively small rooms due to the format of the tile and delicate lava-like stratum effect. It can be utilised as a stand alone product or in conjunction with inlay accessories, as featured.

Both images: Random stone design inlaid with Maple Marquetry Strip







Left: Inlaid with Coffee Grouting Strip in a brickwork design

Right: Straight laid with bespoke perimeter strip and Walnut Marquetry Strip



# Balmoral Grey Slate



4534 BALMORAL GREY SLATE

Tile size 305 x 610mm



Both images: Offset keysquare pattern  
inlaid with Ice Grouting Strip

Cool grey tones within interior decoration are becoming increasingly popular as they can often encourage a more contemporary and fresher feel. The clarity in sophistication is clear to see with Balmoral Grey Slate. The almost iced quartz-like secondary colour elevates the appearance to present a superior granite design.







Left: Two tiles together with Graphite Grouting Strip surround, straight laid  
Right: Brickwork pattern with Ice Grouting Strip




# Welsh Raven Slate



4535 WELSH RAVEN SLATE

Tile size 305 x 610mm



Both images: Brickwork design inlaid with Grey Grouting Strip

Dark Grey and black floors are often selected to intensify a homes interior. The strength in base colour provides a commanding platform for surrounding furniture and accessories. Welsh Raven Slate demonstrates a convincing authenticity which is sympathetic to its core design. The tile features subtle supporting tones with a riven slate surface texture in a brick format.







Left: Straight laid with Ice Grouting Strip

Right: Chequerboard effect with Balmoral Grey Slate, inlaid with Grey Grouting Strip





# Imperial Black Marble




4515 IMPERIAL BLACK MARBLE

Tile size 305 x 305mm

Imperial Black Marble indulges a distinct linear character and classic-through-to-retro appeal. The unmistakable appearance calls up visions of historic banking halls and glamorous hotels whilst managing to retain its intimate identity. When inlaid alongside contrasting grouting strips, such as Ice as featured here, the alluring visions instantly return.

Both images: Half cut tiles in a brickwork design with Ice Grouting Strip





STONE 4515 IMPERIAL BLACK MARBLE



Left: Three tiles together with Pearl Grouting Strip surround  
Right: Straight laid on 45°




# ROOMS

Flooring can make a stunning backdrop and ideal complement to your overall interior scheme. The following pages feature room specific suggestions, however, each Colonia product is suitable for any area in the home so the choice is yours. What's more, the product is compatible with underfloor heating.





# HALLWAY



1. Fossil Limestone	page 54
2. Kings Oak	page 46
3. Woodland Oak	page 35
4. Natural Limestone	page 52
5. Quarried Millstone	page 69
6. Woodland Oak	page 37
7. Kings Oak	page 46
8. Oxford Maple	page 16



The hallway is much more than just an entrance to your home, it has a function and should perform like any other room. Inspired by natural materials, Colonia helps to bring the outside in.



# LIVING



1. Nordic White Oak	page 9
2. New England Elm	page 10
3. Welsh Raven Slate & Balmoral Grey Slate	page 77
4. English Oak	page 27
5. New England Elm	page 13
6. Golden Koa	page 19
7. Oxford Maple	page 15
8. Kings Oak	page 43



Comfort & performance aligned with style & practicality are key aims for any living space and these objectives weave throughout the Colonia collection. Your floor can bring the whole design concept together presenting a subtle backdrop or main design feature, allowing you the freedom to collaborate colours, designs and materials.



# DINING



1. Mountain Alder	page 23
2. Virginia Walnut	page 39
3. Schoolhouse Oak	page 33
4. Nordic White Oak	page 7
5. Cottage Yorkstone	page 65
6. Quarried Millstone	page 67
7. Natural Limestone	page 51
8. Fossil Limestone	page 56



Socialising at home is becoming increasingly popular and more of us take great pleasure in dining with friends and family. The dining room plays a major roll in this and it can create a comfortable environment to sit, relax and enjoy the moment.





1. Virginia Walnut	page 40
2. Cottage Yorkstone	page 63
3. Balmoral Grey Slate	page 72
4. Mountain Alder	page 24
5. Glazed Metalstone	page 58
6. Imperial Black Marble	page 80
7. Balmoral Grey Slate	page 73
8. Welsh Raven Slate	page 75



In many homes the kitchen serves as the focus of everyday family living and this increases the need for desirability, practicality and hygiene. Colonia meets such high demands with a range of relevant and contemporary flooring products which are incredibly easy to keep clean.



# BATHROOM



1. Virginia Walnut & Natural Limestone	page 53
2. Glazed Metalstone	page 60
3. Imperial Black Marble	page 79
4. Balmoral Grey Slate	page 71
5. Golden Koa	page 20
6. Kings Oak	page 45
7. Welsh Raven Slate	page 76
8. Schoolhouse Oak	page 32



Your bathroom floor should work in harmony with the rest of your design scheme in terms of appearance and functionality. Products can be selected to either complement or contrast with your sanitaryware, plus water spills and splashes are simply wiped away to leave you with a clean and beautiful sanctuary environment.



# BEDROOM



1. Schoolhouse Oak	page 31
2. Schoolhouse Oak	page 30
3. Nordic White Oak	page 8
4. New England Elm	page 12
5. English Oak & Natural Limestone	page 29
6. Glazed Metalstone	page 59
7. New England Elm	page 13
8. Kings Oak	page 44



Along with your treasured bedroom furniture and fabrics, the floor is a core essential in achieving a cohesive design scheme and to aid rest and relaxation. The function and hygienic properties of Colonia ensure a clean environment for you and your family. What's more, Colonia does not harbour dust mites so it's great for people with allergies.



# RE discoveries

## COASTAL CHARACTERISTICS

The enduring colour palette & weathered effects of all things coastal are the key inspiration for designs such as Nordic White Oak and New England Elm. These modern interpretations of classic materials help create a more casual and relaxed atmosphere.





---

# BREAK THE RULES

---

## **BLACK AND WHITE**

Dark walls, light floor.

It goes against the grain to have dark walls and a light floor, but it works.

So why not remix design rules and make a statement.

Shown: Nordic White Oak





---

# BREAK THE RULES

---

## **WOOD AND STONE CAN'T BE MIXED?**

One person likes wood, another likes stone, what do you do? Use both!

We often say keep it simple, but for a striking alternative try combining a dark wood and a light stone, or even the other way round.

So everyone is happy, making for a happy home.

Shown: Virginia Walnut and Natural Limestone





---

# THE COLLECTION

---

Colonia floorcoverings are far more than just flooring. At Polyflor we pride ourselves in researching, developing and presenting products which meet emerging trends whilst maintaining a classic design ethos.








Accurate authenticity is at the heart of the Colonia wood collection, representing the allure, distinction and unpredictability of natural timber. To replicate these materials, the products may contain knots and variation in markings as part of their design.

Although we endeavour to ensure our brochure print process represents the true colour of the products, we recommend you view an original sample of your selected designs which we shall be pleased to supply, free of charge. Either visit [polyflorathome.com](http://polyflorathome.com) and follow the samples link or call the dedicated Polyflor Samples Hotline on +44 (0)161 767 2551.



4" WIDE x 36" LENGTH

	<b>4401 MOUNTAIN ALDER</b>	Plank Size 101.6 x 914.4mm	R10
	<b>4403 GOLDEN KOA</b>	Plank Size 101.6 x 914.4mm	R10
	<b>4411 WOODLAND OAK</b>	Plank Size 101.6 x 914.4mm	R10

6" WIDE x 36" LENGTH



**4431 OXFORD MAPLE** Plank Size 152.4 x 914.4mm R10



**4432 VIRGINIA WALNUT** Plank Size 152.4 x 914.4mm R10

6" WIDE x 48" LENGTH



**4433 NEW ENGLAND ELM** Plank Size 152.4 x 1219.2mm R10



**4434 SCHOOLHOUSE OAK** Plank Size 152.4 x 1219.2mm R10




**4435 ENGLISH OAK** Plank Size 152.4 x 1219.2mm R10

7 1/4" WIDE x 48" LENGTH



**4436 NORDIC WHITE OAK** Plank Size 184.2 x 1219.2mm R10



**4437 KINGS OAK** Plank Size 184.2 x 1219.2mm R10



Colonia reflects the undoubted beauty of stone, slate and marble with a sophisticated and tailored collection of tiles. The detailing and natural intricacies of minerals are sympathetically represented to ensure authenticity, therefore the products may contain variation in markings as part of their design.

Although we endeavour to ensure our brochure print process represents the true colour of the products, we recommend you view an original sample of your selected designs which we shall be pleased to supply, free of charge. Either visit [polyflorathome.com](http://polyflorathome.com) and follow the samples link or call the dedicated Polyflor Samples Hotline on +44 (0)161 767 2551.




Glazed Metalstone

12" x 12" SQUARE



**4531 COTTAGE YORKSTONE**  
Tile Size 304.8 x 304.8mm R10



**4532 QUARRIED MILLSTONE**  
Tile Size 304.8 x 304.8mm R10



**4515 IMPERIAL BLACK MARBLE**  
Tile Size 304.8 x 304.8mm R10

18" x 18" SQUARE



**4536 NATURAL LIMESTONE**  
Tile Size 457.2 x 457.2mm R10



**4537 FOSSIL LIMESTONE**  
Tile Size 457.2 x 457.2mm R10


12" x 24" RECTANGULAR



**4533 GLAZED METALSTONE**  
Tile Size 304.8 x 609.6mm R10



**4534 BALMORAL GREY SLATE**  
Tile Size 304.8 x 609.6mm R10



**4535 WELSH RAVEN SLATE**  
Tile Size 304.8 x 609.6mm R10

The **R values** shown denote a ramp test result, which is an ex-factory measure of slip resistance. For safety flooring with sustainable wet slip resistance, refer to the Polysafe ranges.

**FREE** Sample Service

Polyflor Samples Hotline  
+44 (0)161 767 2551



---

# ACCESSORIES & DESIGN FLOORS

---

Are you looking to create a truly individual floor design, tailored to your own style and vision? We can help you achieve this by offering a collection of creative inlay accessories and bespoke design floor options.






# ACCESSORIES

The natural realism of the Colonia wood and stone designs allow you to create a beautiful new floor when installed on their own. But to really enhance your design or to create a unique feature, the below inlay accessories offer a wide scope for creativity.

## Grouting Strips

These inlay strips have been developed to add to the authenticity of the overall floor. Typically laid between Colonia stone tiles, they can really bring an installation to life. Available in 5 coordinating stone grout colours, Colonia Grouting Strips can also be utilised to create a room perimeter or feature area, such as around island units. As a tip, they can be used as a close-to-tile colour addition or as a contrasting highlight effect.



Imperial Black Marble half tile with Ice Grouting Strip



New England Elm plank with Pearl Grouting Strip



Natural Limestone with Ice Grouting Strip

**Design Tip:** *It is worth noting that although the Grouting Strips are ideal for the stone tiles and the Marquetry Strips suit the wood planks, they can be mixed and matched between tiles and planks to further create a unique look.*

**Note:** As the Grouting and Marquetry Strips are cut from natural wood and stone designs, there will be variation in markings and decoration.

## Marquetry Strips

Used in a similar way to the Grouting Strips, Colonia Marquetry Strips are offered to create that authentic and highly desirable detailed wood floor installation. Available in 4 popular wood types, they can be inlaid between planks to create a 'ships decking' or 'naval plank' effect or as a perimeter or highlight feature. They are also designed to accompany stone designs, so the choice is yours.




Strip size: 3mm x 914mm



Mountain Alder plank with Natural Oak Marquetry Strip




Cottage Yorkstone with Classic Oak Marquetry Strip



Kings Oak with Natural Oak and Walnut Marquetry Strip

## Feature Strips

Colonia Feature Strips provide an alternative appearance to the Grouting & Marquetry Strips. Available in 7 solid colourways, these inlay strips provide a bolder and more graphic look to the installation, which are suitable for both wood and stone designs.



Cream Feature Strip and Cottage Yorkstone tile


Strip size: 5mm x 1000mm



# BORDERS, CORNERS AND BESPOKE DESIGNS

## Borders and corners

The below linear drawings demonstrate the most popular border and corner designs which are installed to follow the perimeter of your room or as a dramatic highlight or feature area. Each design is available on special order in any Colonia colour combination, the choice is yours. This facility allows you to mix and match products according to your individual taste. Border and Corner length and width will always depend on the design and product chosen.



All borders and corners are cut by Polyflor on a bespoke basis. Borders are typically supplied in 101 x 914mm lengths. Corners are 101mm square. Alternative sizes can be supplied.

## Bespoke Waterjet designs for the home

There are a wealth of design options to help you create your own floor plan, introducing that extra touch of detail when needed. The images on the opposite page show examples of ideas to help inspire you. Almost anything is possible so if you are looking for a welcoming phrase for your kitchen, family motif for your hallway or simply your own designed layout inspired by your own interior, just let us know and we will work with you to design something really special. This is just for you, so what you like, we like - and can cut. Please note that due to the size and shape differences in the collection, a design may need to be considered and amended slightly for cutting purposes.

### Image references

1. Cottage Yorkstone with bespoke motif and Marquetry Strip in Classic Oak
2. Natural Limestone with bespoke motif and border in Fossil Limestone.
3. Welsh Raven Slate with bespoke motif in Glazed Metalstone and Pearl Grouting Strip.





# DESIGN FLOORS WOOD

From purist design to individual styling, you have the freedom to put your ideas into practice, down to the last detail. These linear drawings show a selection of creative designs to help inspire you when choosing your new Colonia floor.

Whether you select a standard floor layout which requires no bespoke cutting or more ambitious and intricate designs, each idea can be achieved with the help of Polyflor's bespoke cutting service and inlay accessories. Simply choose the floor format along with the preferred Colonia colour(s) and allow us to do the rest.



Straight laid plank - this can be laid in a formal or staggered pattern



Straight laid plank with strip between each length ('ships decking' effect)  
Laid either formal or staggered



Full plank block - ideally suited to larger areas



Full plank tramlines




Straight laid plank with strip between every two planks - laid either formal or staggered




Block wood pattern




Brickwork wood tile



Triple strip tramline




Herringbone design (typically third length planks)



Herringbone design with full length planks



Double plank perimeter - main field can be straight laid or at a 45° angle



Double plank weave



# DESIGN FLOORS **STONE**

As with the Wood design floors, the Colonia stone designs provide the ultimate in versatility, offering exciting format, colour and texture combinations. The below illustrations provide you with a wide creative scope to help you achieve a beautiful floor installation.


You can even combine ideas from various layouts and design your own, as the options are almost endless. If you have a specific idea in mind which is not covered within this brochure, discuss it with your Colonia provider to see if it can be achieved.



Square tile - straight laid (or inlaid with strip)



Rectangular tile - straight laid (or inlaid with strip)



Random width tiles - full, 2/3 and 1/3 tiles (or inlaid with strip)




Random stone with inlay strip




Square tile - brickwork with strip around each tile



Rectangular tile - brickwork with strip around each tile




Offset key-square (square or rectangular main tiles can be used)



Two rectangular tiles straight laid end to end with strip surround



Three square tiles together - can be laid staggered or brickwork



Square tile with strip around every 2 tiles, laid brickwork (rectangular tile effect)




Square tiles cut in half, laid brickwork with strip surround



Rectangular tile laid in alternative brickwork pattern (or inlaid with strip)



# TECHNICAL DETAILS



## Product construction

### The Polyurethane Surface Treatment

Thanks to a factory-applied polyurethane surface treatment, there is less work for you to do to care for your floor.

### The Wear Layer

This transparent, extremely dense layer is hard-wearing and protects the decoration of the product. This allows the surface embossing to create a highly authentic effect.

### The Decoration Layer

Each design has been specifically developed for Colonia by means of extensive trend research and the commissioning of experienced product designers.

### The Stabilisation Layer

Improved dimensional stability is achieved by minimising the effect of surrounding physical properties (e.g. temperature fluctuations).

### The Load-Bearing Layer

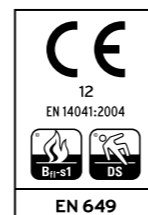
The basis for the long service life and high performance of Colonia.

**COLONIA** is a top quality vinyl flooring in tile and plank formats. Each layer has been thermally pressed by means of innovative technologies for ultimate performance.

The following table features technical details, if you require any further information, contact Polyflor Customer Technical Services on +44 (0)161 767 1912, or email [tech@polyflor.com](mailto:tech@polyflor.com)

CHARACTERISTICS	COLONIA	CHARACTERISTICS	COLONIA
Type of floorcovering EN 649	Heterogeneous, PVC	Abrasion resistance EN 649	Group T
Surface Treatment	Polyurethane (PU)	Dimensional stability EN 434	≤ 0.25%
Total weight EN 430	3,680 g/m <sup>2</sup>	Colour fastness to artificial light *	Level ≥ 6 ISO 105-B02 method 3
Performance classification EN 685	22	Behaviour to fire EN 13501-1	Bfl - S1
Gauge EN 428	2.0mm	Slip resistance **	EN 13893 Class DS (Dry condition) DIN 51130 R10 AS/NZS 4586 R10 For safety flooring with sustainable wet slip resistance, refer to the Polysafe ranges
Wear layer thickness EN 429	0.2mm	VOC emissions	Eurofins - Indoor Air Comfort Gold AgBB - Very low emissions Floorscore - Certified product
Plank size EN 427 and packaging details	36 @ 101 x 914mm = 3.34m <sup>2</sup> 24 @ 152 x 914mm = 3.34m <sup>2</sup> 18 @ 152 x 1219mm = 3.34m <sup>2</sup> 15 @ 184 x 1219mm = 3.37m <sup>2</sup>	Chemical resistance EN 423	***
Tile size EN 427 and packaging details	36 @ 305 x 305mm = 3.34m <sup>2</sup> 18 @ 305 x 610mm = 3.34m <sup>2</sup> 16 @ 457 x 457mm = 3.34m <sup>2</sup>	Castor chair suitability EN 425	Suitable, type W, EN 12529
Residual indentation EN 433	≤ 0.1mm	Underfloor heating suitability	Suitable, max. 27° C

- \* We recommend that adequate UV protection be taken against products being installed in direct sunlight as fading may occur.
- \*\* For clarification regarding slip resistance, consult Polyflor. See product pages for confirmation of R values.
- \*\*\* Resistant depending on concentration and time of exposure. In case of increased impact of oils, grease, acids, alkalis and other aggressive chemicals, please contact us.



# FLOORCARE

We want your new Colonia floor to become a design and functional feature for many years to come and to help you achieve this we have laid out the following floorcare guidelines. Each product in the Colonia collection features a polyurethane (PU) treatment within a hard-wearing surface providing protection against everyday wear, ensuring optimum long-term performance of your floor. Furthermore, Colonia does not harbour dust mites or bacteria making it ideal for the home environment.



## INITIAL CLEANING AFTER YOUR NEW FLOOR HAS BEEN INSTALLED:

- Avoid walking on the floor for at least 24 hours following completion of installation.
- Sweep or vacuum to prevent loose dirt or grit from scratching the floor.
- Polishing your floor can be beneficial to help prevent slight surface scratches and to provide further protection.

## DAY TO DAY CLEANING:

- Sweep or vacuum the floor to remove loose dirt, grit or dust.
- Use clean mops and neutral cleaning solutions to regularly clean your floor.  
*Contact Polyflor for details of approved maintenance products.*
- Dilute the floor cleanser to the manufacturer's instructions.
- Mop the floor evenly.
- Collect any excess liquid in a mop bucket.
- Rinse the floor with clean water and allow to dry.

**Regular cleaning is more beneficial to the floorcovering and is more cost effective than occasional heavy cleaning.**

## DOs AND DON'Ts:

- Do:**
  - ✓ Install barrier mats at entrances to pick up grit and moisture. (Note, some rubber-backed mats may discolour the floor)
  - ✓ Ensure your furniture is fitted with protective pads where necessary to prevent scratches.
  - ✓ Use protective cups under heavy furniture to prevent indentation.
  - ✓ Remove spillages as quickly as possible to reduce risk of staining and causing slip hazards.
  - ✓ Always use clean equipment when maintaining your floor.
  - ✓ Regularly trim pets claws as these can cause fine scratches.
- Don't:**
  - ✗ Use abrasive liquids or metal scouring pads as these can damage the floor.
  - ✗ Clean the floor with solvents, caustic detergents, washing up liquids, soap powders, bleach, furniture polishes, petroleum based products, pine gels, stain removers or highly coloured products. Such products may make the floor slippery or cause permanent damage.
  - ✗ Drag furniture with unprotected feet across the floor.



# ENVIRONMENTAL



**Environmental:** Polyflor have for many decades been recognised as a leading global manufacturer of high quality, high performance floorcoverings. We have demonstrated a high level of commitment and endeavour to minimising the impact of our products on the environment whilst maximising the performance benefits of our flooring throughout their entire life.

Colonia is 100% recyclable and can be recycled many times without losing any of its performance properties. It contains at least 15% recycled material and can be recycled via Recofloor, a vinyl flooring take-back scheme for recycling post consumer waste. Along with low VOCs, energy efficient manufacturing, long life and low maintenance it is clear why Colonia achieves BRE A rating for its LCA performance.

**Choosing an environmentally preferable product from Polyflor means zero compromise in the function of the product.**




**VOC EMISSIONS:**  
Indoor Air Comfort GOLD - Eurofins certified product  
AgBB - Very low emissions  
FloorScore - Certified product



° Refer to BRE Global ratings on [www.greenbooklive.com](http://www.greenbooklive.com)

For further details on Polyflor's achievements in areas such as recycling, energy reduction and waste avoidance log onto [www.polyflor.com/environment](http://www.polyflor.com/environment)

# GUARANTEE



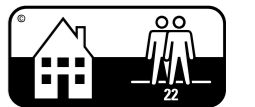
A room that grows as your family does

...and a floor that retains its beauty

## 7 Year Product Guarantee

The Colonia collection of luxury vinyl tiles has been developed to meet the highest technical specification of its type. Ideal for all areas of the home, the products ensure high performance and optimum style.

Compared with many alternative flooring options, Colonia will under normal conditions resist household stains, will not crack, chip or splinter. The manufacturers of Colonia are confident that the high quality products will provide many years of valuable service. All products purchased from the range are guaranteed for 7 years against normal wear and tear in the recommended environment, provided that they have been fitted correctly and maintained in accordance with the manufacturer's instructions. Full terms and conditions of the guarantee are available on request from your flooring wholesaler or Polyflor Ltd.



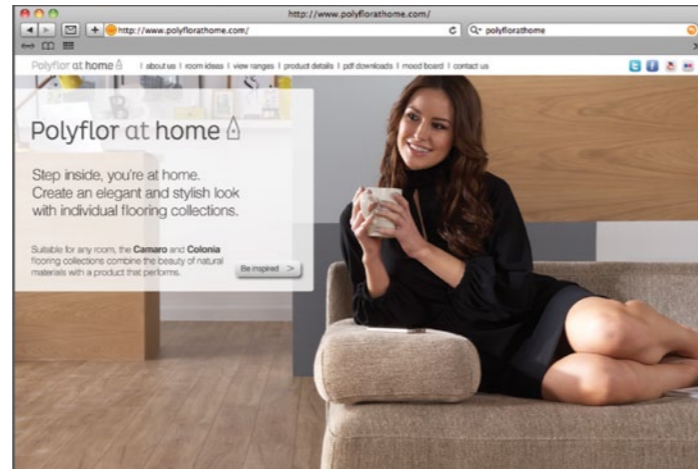


## WEBSITE & SAMPLE SERVICE

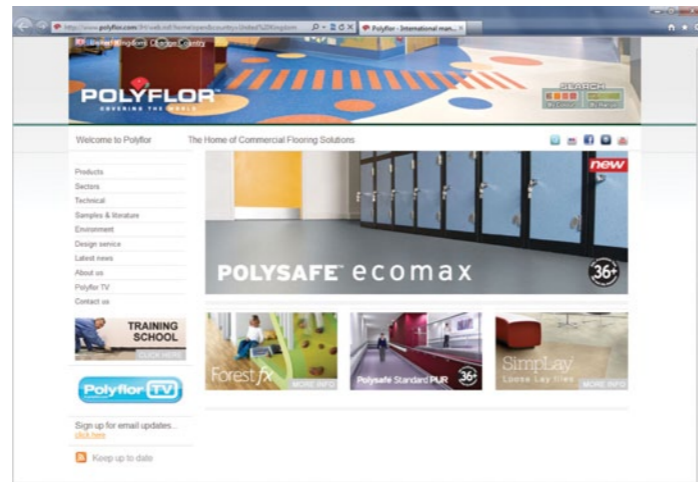
Polyflor have two designated websites which provide a huge amount of product and technical information.

### Polyflor at home

For general consumer information visit [www.polyflorathome.com](http://www.polyflorathome.com) to view even more inspirational Colonia room set images along with its sister product Camaro. Here you can view, save and download your favourite images as well as request free product samples. You will also find links through social networking sites such as Facebook, Twitter and YouTube where up to date product information is regularly posted.



Commercial customers can also visit [www.polyflor.com](http://www.polyflor.com) for detailed product and technical information on all collections within the Polyflor portfolio. This award winning site runs with easy to follow navigation to help you to find exactly what you're looking for. Downloads and free product samples can also be easily requested too.



### FREE Sample Service

**Sample your choice of flooring before you buy and try it out in your home for free. We provide complimentary product samples to ensure you find the exact product you are looking for.**

**To order a free sample of any Colonia colour, visit either of the above websites or call the dedicated Polyflor Samples Hotline on +44 (0)161 767 2551.**

#### How to order your Colonia floor:

Polyflor products are readily available worldwide through our wide network of supporting agents and wholesale partners. Your flooring retailer or supplier should be able to source your selected Colonia product through their existing supply chain. If you require any further details on local providers, contact us as [info@polyflor.com](mailto:info@polyflor.com).

## CONTACTS

### UK Contact

For general information on your specific project, speak with your local Colonia provider. If you require detailed technical data, contact Polyflor Customer Technical Services on:

**Tel: +44 (0)161 767 1912 Email: [tech@polyflor.com](mailto:tech@polyflor.com)**

For details of International Colonia availability see below for global contacts. Alternatively visit [www.polyflor.com](http://www.polyflor.com) and follow the Contact Us link.

### Sweden

FalckDesign AB  
Energigatan 9, SE-434 23 Kungsbacka, Sweden  
Tel: +46 (0) 300 15820  
E-mail: [info@falckdesign.com](mailto:info@falckdesign.com)

### New Zealand

Polyflor New Zealand Ltd  
100 Plunket Ave, Manukau 2104  
New Zealand  
PH: 0800 765 935  
E-mail: [sales@halstead.co.nz](mailto:sales@halstead.co.nz)

### Germany

objectflor Art und Design Belags GmbH  
Wankelstraße 50, 50996 Köln, Germany  
Tel: +49 (0) 2236 966 330  
E-mail: [info@objectflor.de](mailto:info@objectflor.de)

### Australia

Polyflor Australia Pty Ltd  
59-65 Wedgewood Road, Hallam,  
Vic 3803, Australia  
Tel: 1800 777 425  
E-mail: [sales@polyflor.com.au](mailto:sales@polyflor.com.au)

### Canada

Polyflor Canada  
304 Stone Road West, Suite 550  
Guelph, Ontario, N1G 4W4 Canada  
Tel: +1 519 763 3088  
E-mail: [acrawford@polyflor.ca](mailto:acrawford@polyflor.ca)

### Russia

Polyflor Contract Ltd  
Office 12, Business centre "Strela",  
d. 113, liter B, Ligovsky pr.,  
St.Petersburg, Russia.  
Tel: +7 812 332 42 02  
E-mail: [sales@polyflor.ru](mailto:sales@polyflor.ru)

### Hong Kong

Polyflor Hong Kong  
Room 2409, 24th Floor,  
New York Life Tower, Windsor House,  
311 Gloucester Road,  
Causeway Bay, Hong Kong  
Tel: +852 2865 0101  
E-mail: [anthonylam@polyflor.com.hk](mailto:anthonylam@polyflor.com.hk)

### Ireland

Polyflor Ireland  
Unit 106, Millennium Trade Park,  
Ballycoolin, Blanchardstown, Dublin 11  
Tel: +353 (1) 864 9304  
E-mail: [tmockler@polyflor.com](mailto:tmockler@polyflor.com)

### UAE

Polyflor Middle East  
PO Box 71862, Dubai, UAE  
Tel: +971 4 349 1078  
E-mail: [espm@eim.ae](mailto:espm@eim.ae)

### Norway

Polyflor Nordic  
Kjelsåsveien 168 B, N-0884 Oslo, Norway  
Tel: +47 23 00 84 00  
E-mail: [firmapost@polyflor.no](mailto:firmapost@polyflor.no)

### Poland

Polyflor Polska  
Ul Gronowa 22/506, Poznan 61-680, Poland  
Tel: +48 61 820 3155  
E-mail: [polyflor@polyflor.com.pl](mailto:polyflor@polyflor.com.pl)

### South Africa

Poly Sales Africa (Pty.) Ltd  
PO Box 3967, Edenvale 1610,  
South Africa  
Tel: (27) 011 609-3500  
E-mail: [info@polyflor.co.za](mailto:info@polyflor.co.za)



Polyflor at home 

[www.polyflorathome.com](http://www.polyflorathome.com)

# COLONIA™

FLOORING COLLECTION



**POLYFLOR™**  
COVERING THE WORLD

POLYFLOR LTD. PO BOX 3 RADCLIFFE NEW ROAD WHITEFIELD MANCHESTER M45 7NR UK  
TEL: +44 (0)161 767 1111 UK SALES DIRECT: +44 (0)161 767 1122 UK SAMPLE REQUESTS: +44 (0)161 767 2551  
UK FAX: +44 (0)161 767 1128 EXPORT FAX: +44 (0)161 767 1166  
E-MAIL: [INFO@POLYFLOR.COM](mailto:INFO@POLYFLOR.COM) WEBSITE: [WWW.POLYFLOR.COM](http://WWW.POLYFLOR.COM)

*James Halstead™*  
FLOORING



2011

LIT220 05/12