

EXPONA®

LUXURY VINYL TILE COLLECTION



COMMERCIALLY ENGINEERED
LVT FOR **YOUR HOME.**



Front cover: 4124 Sherwood Oak Versailles with 4099 Sherwood Oak
Inside cover: 4123 Sherwood Oak Parquet with 4099 Sherwood Oak

EXPONA®

LUXURY VINYL TILE COLLECTION

Introducing Expona Luxury Vinyl Tiles (LVT), designed to enhance home interiors, engineered to withstand the demands of commercial spaces.

Each of the twenty eight shades in this expertly curated flooring collection has been selected from the premium 'Expona Commercial' portfolio. With a superior variety of realistic designs and versatile formats, Expona flooring combines style and performance.

Explore infinite design floor possibilities with three standout timber shades, available in plank, parquet and ready to use Versailles tiles. These versatile designs work effortlessly as standalone floors or when laid together to create natural zones within your home.

This brochure will guide you step by step through the process of choosing your ideal Expona LVT floor. Browse inspirational home interiors, see your favourite flooring designs in your home using the Polyflor room visualiser and request free sampling to help your final selection.

PICTURE IT INSTANTLY
IN YOUR HOME

polyflor.com/visualiser



DESIGN FLOOR SOLUTIONS

P 6

Three stunning oak designs available in ready to use design floor solutions.

Effortless as standalone floors or striking when laid together, the possibilities are endless.



WOOD

P 12

Authentically replicating the detailed variation of natural timber, every shade has been carefully considered to provide a unique selection of wood designs.

STONE

P 28

A balanced palette of sophisticated organic designs and man-made materials, emulating the intricacies of natural stone and cement.






4124 Sherwood Oak Versailles with 4099 Sherwood Oak


DESIGN FLOOR SOLUTIONS

PARQUET


152.4 x 609.6mm



4123 Sherwood Oak Parquet



4128 Oiled Oak Parquet




4126 Everglade Oak Parquet

PLANK


184.2 x 1219.2mm



4099 Sherwood Oak



4098 Oiled Oak



4101 Everglade Oak

VERSAILLES

609.6 x 609.6mm



4124 Sherwood Oak Versailles



4129 Oiled Oak Versailles




4127 Everglade Oak Versailles




4124 **Sherwood Oak Versailles**
609.6 x 609.6mm

← **Sherwood Oak** →



PARQUET

4123 **Sherwood Oak Parquet**
152.4 x 609.6mm



PLANK

4099 **Sherwood Oak**
184.2 x 1219.2mm



VERSAILLES

4124 **Sherwood Oak Versailles**
609.6 x 609.6mm



4099 **Sherwood Oak**
184.2 x 1219.2mm



Everglade Oak →



PARQUET

4126 Everglade Oak Parquet
152.4 x 609.6mm



PLANK

4101 Everglade Oak
184.2 x 1219.2mm



VERSAILLES

4127 Everglade Oak Versailles
609.6 x 609.6mm



← Oiled Oak



PARQUET

4128 Oiled Oak Parquet
152.4 x 609.6mm



PLANK

4098 Oiled Oak
184.2 x 1219.2mm



VERSAILLES

4129 Oiled Oak Versailles
609.6 x 609.6mm





4058 French Vanilla Oak

WOOD

152.4 x 1219.2mm



4085 Light Classic Oak

184.2 x 1219.2mm



4132 Una White Oak



203.2 x 1219.2mm



4081 Blond Limed Oak



184.2 x 1524mm



4134 Everest Oak



4020 Grey Ash



4133 Wilder Oak




4031 Natural Brushed Oak



4058 French Vanilla Oak



4022 Honey Ash




4079 Roasted Oak



4082 Grey Limed Oak



4057 Saffron Oak



4083 Dark Limed Oak



4114 Wild Orchard Oak





4057 Saffron Oak
184.2 x 1524mm



4085 Light Classic Oak
152.4 x 1219.2mm

4020 Grey Ash
152.4 x 1219.2mm



4031 Natural Brushed Oak
203.2 x 1219.2mm





4022 Honey Ash
152.4 x 1219.2mm



4079 Roasted Oak
184.2 x 1219.2mm

4114 Wild Orchard Oak
184.2 x 1524mm




4058 French Vanilla Oak
184.2 x 1524mm





4132 Una White Oak
184.2 x 1219.2mm



4081 Blond Lined Oak
203.2 x 1219.2mm

4082 Grey Limed Oak
203.2 x 1219.2mm



4133 Wilder Oak
184.2 x 1219.2mm





4134 Everest Oak
184.2 x 1524mm



4083 Dark Lined Oak
203.2 x 1219.2mm



STONE



304.8 x 914.4mm



457.2 x 914.4mm



609.6 x 609.6mm



5058 Dovestail Slate



5099 Bister



5067 Light Grey Concrete



5057 Urban Slate



5069 Dark Grey Concrete



5067 Light Grey Concrete
609.6 x 609.6mm



5069 Dark Grey Concrete
609.6 x 609.6mm

5057 Urban Slate
304.8 x 914.4mm



5099 Bister
457.2 x 914.4mm





5058 Dovestail Slate
304.8 x 914.4mm



5058 Dovestail Slate
304.8 x 914.4mm



1

BE INSPIRED

The first stage of designing an interior is refining your ideas and planning your finished look. You can find further information and resources on our website polyflor.com.

2

SELECT YOUR FLOOR

Browse our brochure and retail presenter at your leisure and make a shortlist of your favourite designs.

Our **room visualiser** is also available to help you picture any design instantly, in every room of your home polyflor.com/visualiser.

3

ORDER FREE SAMPLES

Free samples of each shade are available to order through our website polyflor.com or you can call the dedicated Polyflor Samples Hotline on **+44 (0)161 767 2551**.

4

DISCUSS YOUR PROJECT

It is always useful to be prepared when visiting your local flooring retailer. Start by providing a rough guide of the room shape and measurements. Be sure to bring your shortlist of chosen designs, including shade name and number.

5

ENJOY YOUR NEW FLOOR

We want you to enjoy your floor for years to come, so we have prepared a list of top tips to help you keep your floor looking as good as new, see page 38 for details.

DESIGN
YOUR IDEAL HOME

We want your EXPONA floor to look its best for many years to come and to help you achieve this we have laid out the following floorcare guidelines. EXPONA does not harbour dust mites or bacteria, making it ideal for the home environment.



4129 Oiled Oak Versailles with 4098 Oiled Oak border

Initial cleaning after your new floor has been installed:

- Avoid walking on the floor for at least 24 hours following completion of installation
- Sweep or vacuum to prevent loose dirt or grit from scratching the floor
- Polishing your floor can be beneficial to help prevent slight surface scratches and to provide further protection

Day to day cleaning:

- Sweep or vacuum the floor to remove loose dirt, grit or dust
- Use clean mops and neutral cleaning solutions to regularly clean your floor
- Contact Polyflor for details of approved maintenance products
- Dilute the floor cleanser to the manufacturer’s instructions
- Mop the floor evenly
- Collect any excess liquid in a mop bucket
- Rinse the floor with clean water and allow to dry

Regular cleaning is more beneficial to the floorcovering and is more cost effective than occasional heavy cleaning.

Do:

- ✓ Install barrier mats at entrances to pick up grit and moisture
(Please note, some rubber-backed mats may discolour the floor)
- ✓ Ensure your furniture is fitted with protective pads where necessary to prevent scratches
- ✓ Use protective cups under heavy furniture to prevent indentation
- ✓ Remove spillages as quickly as possible to reduce risk of staining and causing slip hazards
- ✓ Always use clean equipment when maintaining your floor
- ✓ Regularly trim pets claws as these can cause fine scratches


Don’t:

- ✗ Use abrasive liquids or metal scouring pads as these can damage the floor
- ✗ Clean the floor with solvents, caustic detergents, washing up liquids, soap powders, bleach, furniture polishes, petroleum based products, pine gels, stain removers or highly coloured products. Such products may make the floor slippery or cause permanent damage
- ✗ Drag furniture with unprotected feet across the floor


We highly recommend you use the Polyflor floor care kit to maintain your Expona floor.
You can find out more information and order your floor care kit from your Expona retailer.

These linear drawings show a small selection of creative designs to help inspire you when choosing your new EXPONA floor. From clean and simple layouts to more ambitious and sophisticated designs.


PARQUET LAYING PATTERNS



Herringbone




Wood block




Tramline

Please note: All parquet design laying patterns can be replicated using full length wood planks.


FULL PLANK & TILE LAYING PATTERNS



Ships decking



Brickwork tile with grouting strip




Herringbone tile

Polyflor have a highly experienced and creative design floor service team. There is virtually no limit to the designs that can be achieved using precision waterjet cutting, so if you have a bespoke design in mind which is not covered here, discuss it with your flooring provider.


Compatible with planks & tiles that **feature** a bevel.
Gauge 2mm

GROUTING STRIPS


3 x 914mm




2031 Ice




2033 Pearl



2035 Grey




2037 Coffee




2039 Graphite

MARQUETRY STRIPS


3 x 914mm




2056 Maple



2057 Natural Oak




2058 Classic Oak




2059 Walnut

FEATURE STRIPS


5 x 1000mm




0026 Gold




0025 Silver



0028 Black



0032 Cream



0031 Brown

Compatible with planks & tiles that **do not** feature a bevel.
Gauge 2.5mm

GROUTING STRIPS

5 x 914mm



2537 Beige



2536 Grey



2538 Black

MARQUETRY STRIPS

5 x 914mm



2551 Light Oak



2552 Mid Oak



2553 Walnut

FEATURE STRIPS

5 x 1000mm



5100 Silver




5103 Black




5110 Brown

CROSS GRAIN MARQUETRY STRIPS

10 x 914mm




1011 Classic Oak




1012 Walnut

25 x 914mm




2511 Classic Oak



2512 Walnut

1011 Classic Oak & 2512 Walnut
Cross Grain Marquetry Strip





SPECIFICATION

Product Sizes	Size	Shades	Quantity per Box	Coverage per Box
Plank	152.4 x 609.6mm	3	36	3.34m²
	152.4 x 1219.2mm	3	18	3.34m²
	184.2 x 1219.2mm	6	15	3.37m²
	184.2 x 1524mm	4	12	3.37m²
	203.2 x 1219.2mm	4	14	3.46m²
Tile	304.8 x 914.4mm	2	12	3.34m²
	457.2 x 914.4mm	1	8	3.34m²
	609.6 x 609.6mm	5	9	3.34m²

Product Format	Standard	Result
Gauge	ISO 24346 (EN 428)	2.5mm
Wear Layer	ISO 24340 (EN 429)	0.55mm
Total Weight	ISO 23997 (EN 430)	4290g/m²
Finish		PUR

Performance Requirements	Standard	Result
General Performance	ISO 10582 (EN 649) ASTM F1700	Conforms Class III Type A+B
Use Area	ISO 10874 (EN 685)	23, 33, 42
Slip Resistance	EN 13893	Class DS
	DIN 51130/DIN EN 16165 App. B	R10
	ASTM D2047	>0.5
	AS 4586	R10
	For safety flooring with sustainable wet slip resistance, refer to the Polysafe ranges.	
Binder Content	ISO 10582	Type I
Abrasion Resistance	EN 649	Group T
Reaction to Fire	EN 13501-1	Class Bfl-S1
	ASTM E662	<450 Pass
	ASTM E648	Class 1
	CAN/ULC S102.2	FSV < 300; SDV < 500
Static Electrical Propensity	EN 1815	≤2.0kV Classified as ‘antistatic’
Residual Indentation	ISO 24343-1 (EN 433)	≤0.05mm*
	ASTM F970	≤0.005" @ 750psi
	ASTM F1914	≤0.005"
Castor Chair (continuous use)	ISO 4918 (EN 425)	Suitable
Dimensional Stability	ISO 23999 (EN 434)	≤0.10% max
	ASTM F2199	Pass
Flexibility	ASTM F137	1" - Pass
Underfloor Heating		Suitable, max 27°C
Light Fastness	ISO 105-B02	(Method 3) >6
Resistance to Light	ASTM F1515	ΔE ≤ 8.0 - Meets
Resistance to Heat	ASTM F1514	ΔE ≤ 8.0 - Meets

*Average test value from current production

Sustainability	Standard	Result
BRE Green Guide		A+ ENP 429
GreenTag	LCA Rate Gold Plus	GreenRate level A
Specific EN 15804 EPD		Available
Recyclable		100%
Recycled Content		40%
REACH		Compliant
Indoor Air Comfort Gold		Eurofins certified product
FloorScore		Certified
Finnish M1		Certified
AgBB/ABG		Pass
Responsible Sourcing	BES 6001 SA 8000	Very good Approved factory

Acoustic Performance	Standard	Result
Impact Sound Reduction	ISO 10140-3 ASTM E90/492	2dB 55 STC
Impact Insulation Class (IIC)	ASTM E90/492	IIC 36

Maintenance Performance	Standard	Result
Resistance to Chemicals	ISO 26987 (EN 423) ASTM F925	Good Good

Regular light maintenance is more cost-effective than periodic heavy maintenance and more beneficial to the floor covering.





EXPONA®

80 wood and stone designs, available in a range of dimensions and design floor formats.

COMMERCIAL

LUXURY VINYL TILES

EXPONA

COMMERCIAL
WOOD
LUXURY VINYL TILES

EXPONA

COMMERCIAL
STONE
LUXURY VINYL TILES

Not found exactly what you had in mind?
Each of the twenty eight shades in this collection has been selected from the premium 'Expona Commercial' portfolio.

To discover even more options, view the full eighty shade Expona Commercial range in the wood and stone presenters or visit [Polyflor.com](https://www.polyflor.com).



SUSTAINABILITY

As a leading global manufacturer of high-quality, high-performance sustainable floor coverings, Polyflor has demonstrated a high level of commitment to minimising environmental impact. This meets the company’s values, but also complies with ongoing objectives for ISO 14001 Environmental Management System and BES 6001 Responsible Sourcing accreditation.

Expona Commercial is **100% recyclable**, whilst also containing **40% recycled material**. It contains **76% natural material** and is also phthalate free.

Not only do we look to minimise our carbon footprint, but yours too. Expona Commercial is extremely durable with its 0.55mm wear layer and PUR finish. Easily cleaned with fewer chemicals, less water, and less energy, it is also non-shedding and does not harbour dust; important for clean air quality.

Further to this, Expona Commercial achieves Indoor Air Comfort Gold and FloorScore certification for exceptionally low VOC emissions, providing indoor air quality and comfort.

For more information on our sustainability credentials, go to **polyflor.com**

15 YEAR RESIDENTIAL GUARANTEE

The Expona Luxury Vinyl Tile collection has been developed to meet the highest technical specification of its type. Ideal for all areas of the home, the products ensure high performance and optimum style. Compared with many natural flooring options, Expona Luxury Vinyl Tiles will resist household stains under normal conditions and will not crack, chip or splinter. All products purchased from the range are guaranteed in residential home installations against normal wear and tear in the recommended environment, provided that they have been fitted correctly and maintained in accordance with the manufacturer’s instructions. In order to make a claim, customers must apply in writing indicating where the flooring was purchased and provide satisfactory proof of purchase.

This guarantee only applies in the event of visible wearing out of the decorative pattern on the surface, providing the flooring has been subject to normal usage in the recommended environment. It does not cover general misuse. Full terms and conditions of the guarantee are available on request from your flooring wholesaler or Polyflor Ltd.

PICTURE IT INSTANTLY

- Visit **polyflor.com/visualiser**
- Take a photo of your space
- Select your favourite floor
- See the transformation
- Save, share and order free samples

 TRY IT NOW



ORDER FREE SAMPLES

We highly recommend you view a sample of your favourite designs, which is why we offer a complimentary sampling service. Visit the Polyflor website, call the dedicated Polyflor Samples Hotline on **+44 (0) 161 767 2551** or speak with your local Polyflor provider.

CONTACT US

If you require additional detailed technical data, visit **polyflor.com** and follow the links to the technical pages, or contact Polyflor Customer Technical Services on **+44 (0) 161 767 1912 / tech@polyflor.com**.

