



CAMARO™

RIGID CORE

INTERLOCKING LVT COLLECTION



CAMARO™

RIGID CORE


INTERLOCKING LVT COLLECTION

Conceived using the latest market innovation and advanced product technology, Camaro Rigid Core is the ideal choice for home interiors.


Combining style with enhanced durability, Camaro Rigid Core is engineered with a Stone Polymer Composite (SPC) construction, providing supreme strength with ultra-hard-wearing properties. The rigid construction can be laid over most existing floor coverings, significantly reducing installation time and making it a firm favourite for busy, fast-paced lifestyles.

With 3 striking formats to choose from, Camaro Rigid Core makes stunning design easy to achieve straight from the box.


Herringbone



Plank




Tile

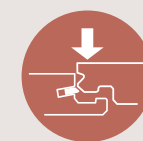


WHY CHOOSE CAMARO™ RIGID CORE?

The multi-layered vinyl planks and tiles are designed to fuse supreme strength with ultimate comfort. Each individual layer provides a unique benefit.



QUICK & EASY
INSTALLATION



PRESS-FIT 5G®
LOCKING MECHANISM



100%
WATERPROOF



STRONG & DURABLE
SPC CONSTRUCTION



SUITABLE FOR
UNDERFLOOR HEATING
MAX 27°C



NO ADHESIVE OR
UNDERLAY REQUIRED



CAN BE LAID OVER
EXISTING SUBFLOORS



ACOUSTIC IMPACT
SOUND REDUCTION
18 dB

PRESS-FIT TECHNOLOGY

Advanced 5G® press-fit technology ensures Camaro Rigid Core is swift and easy to install. The SPC rigid core layer provides a perfect stable base for the innovative 5G® locking mechanism which is activated by an audible click, with minimal force from a simple pressing action.



5G® is a patented technology invented by Välinge Innovation AB. The 5G® word mark and logo are registered trademarks owned by Välinge Innovation AB and any use of such marks is under license.

WOOD

HERRINGBONE



RPQ4141 Westchester Oak Herringbone
101.6 x 609.6mm
See page 12



RPQ4143 Waterside Oak Herringbone
101.6 x 609.6mm
See page 14



RPQ4144 Naked Blond Oak Herringbone
101.6 x 609.6mm
See page 16



RPQ4147 Astoria Oak Herringbone
101.6 x 609.6mm
See page 18



PLANK



4154 Grey Mountain Ash
See page 22
150 x 910mm



4158 Hartland Oak
See page 24
150 x 910mm



4137 Bianco Oak
See page 26
177.4 x 1212.4mm



4138 Boathouse Oak
See page 28
177.4 x 1212.4mm



PLANK



4139 Quayside Oak
See page 30
177.4 x 1212.4mm



PLK4141 Westchester Oak
See page 32
177.4 x 1212.4mm



4142 Rosedale Oak
See page 34
177.4 x 1212.4mm



PLK4143 Waterside Oak
See page 36
177.4 x 1212.4mm



PLK4144 Naked Blond Oak
See page 38
177.4 x 1212.4mm



4146 Fenland Oak
See page 40
177.4 x 1212.4mm



PLK4147 Astoria Oak
See page 42
177.4 x 1212.4mm



PLANK



4148 Bayswater Oak 177.4 x 1212.4mm 
See page 44



4156 Parisian Limed Oak 177.4 x 1212.4mm 
See page 46




4157 Harbour Side Oak 177.4 x 1212.4mm 
See page 48



4159 Evergreen Oak 177.4 x 1212.4mm 
See page 50



4161 Butternut Oak 177.4 x 1212.4mm 
See page 52




4162 Tennessee Oak 177.4 x 1212.4mm  
See page 54



4163 Moorland Oak 177.4 x 1212.4mm 
See page 56

STONE



TILE




4149 Soho Cement 304.8 x 609.6mm 
See page 60



4151 Tribeca Cement 304.8 x 609.6mm 
See page 62



4152 Goldstone Micro Terrazzo 304.8 x 609.6mm 
See page 64




4153 Pearl Micro Terrazzo 304.8 x 609.6mm 
See page 66



4164 Luna Concrete 304.8 x 609.6mm 
See page 68



4166 Grey Flagstone 304.8 x 609.6mm 
See page 70



4167 Maison Concrete 304.8 x 609.6mm 
See page 72



4168 Black Shadow Slate 304.8 x 609.6mm 
See page 74

 This design features a micro bevel  This design features high shade variation

With regard to colour printing, it is only possible to give a provisional representation of the product colour. For colour selection an original sample should be used, which we shall be pleased to supply free of charge. To replicate the natural material, the stone effect tiles may include variations in markings as part of their design.



HERRINGBONE

Thanks to its timeless appeal, herringbone is more popular than ever. A herringbone floor is the perfect solution to bring symmetry and balance to an interior scheme, whilst also offering space enhancing benefits by creating the illusion of larger rooms. Each design delivers multi-tonal variation for added movement, character and depth.

All shades are available as full planks.





Westchester Oak Herringbone
RPQ4141



Plank size: 101.6 x 609.6mm



This warm, grey oak parquet is an elegant and neutral addition to any home. Enhanced by both light and dark colours, it's the ultimate versatile floor.



See page 32

-  This design features a micro bevel
-  This design features high shade variation





Waterside Oak Herringbone
RPQ4143

Plank size: 101.6 x 609.6mm





Like its namesake, Waterside Oak Herringbone embodies a gently weathered wood grain but with all the durability of a vinyl plank.

The warm tones pop when paired with light furnishings and bold pastel accessories.



See page 36

-  This design features a micro bevel
-  This design features high shade variation





Naked Blond Oak Herringbone
RPQ4144

Plank size: 101.6 x 609.6mm





Stripped back to show raw natural beauty, Naked Blond Oak Herringbone creates a sunny warm interior.

The natural variation of mid-tone to light wood creates a stunning effect.



See page 38

-  This design features a micro bevel
-  This design features high shade variation



Astoria Oak Herringbone RPQ4147



Plank size: 101.6 x 609.6mm

Rich oaks are ideal for a timeless design scheme which will look good today and for many years to come.


Simple yet sophisticated, they blend seamlessly throughout all areas of the home.



See page 42

-  This design features a micro bevel
-  This design features high shade variation





PLANK

Beauty and practicality are the central focus of Camaro Rigid Core's plank designs. Each shade has been carefully selected to create a balanced and inviting palette. From classic wood with authentic appeal, to paler, fresh and more neutral canvases for effortless contemporary style. Across eighteen plank designs, two have been created in a smaller size for a petite and elegant addition to the range.





Grey Mountain Ash 4154

Plank size: 150 x 910mm



A popular wood design that combines pure grey tones with an exciting grain. Sleek and contemporary, Grey Mountain Ash creates a clean and minimalistic space.



This design features a micro bevel






Hartland Oak 4158

Plank size: 150 x 910mm



 This design features a micro bevel

Inspired by classic timber found in the coastal county of Devon, Hartland Oak is a quintessential classic wood design.

Mix and Match contemporary furniture with period property features, for a stylish finished look.




Bianco Oak
4137

Plank size: 177.4 x 1212.4mm



The perfect white oak floor does exist. Light yet captivating, Bianco Oak is a breath of fresh air, checking all the boxes for the clean and calm trend.

 This design features a micro bevel







Boathouse Oak 4138

Plank size: 177.4 x 1212.4mm



High shade variation characterises this appealing limed timber design. The light planks complement the tan and grey darker tones beautifully.

-  This design features a micro bevel
-  This design features high shade variation





Quayside Oak
4139

Plank size: 177.4 x 1212.4mm



Subtle colourways and vivid grains make the perfect coupling. Vibrant but graceful, Quayside Oak is a statement floor with well-balanced contrasts.

 This design features a micro bevel







Westchester Oak
PLK4141

Plank size: 177.4 x 1212.4mm



See page 12



-  This design features a micro bevel
-  This design features high shade variation

Westchester Oak is a soft grey design that effortlessly blends with interiors to create an alluring look.

Subtle wood knots and grains are present in the design, which add further authenticity and character to the floor.



Rosedale Oak
4142

Plank size: 177.4 x 1212.4mm



With blond hues and tranquil notes of grey, this design exudes brightness while maintaining a natural appearance.

 This design features a micro bevel





Waterside Oak
PLK4143



Plank size: 177.4 x 1212.4mm



See page 14



Waterside Oak has an abundance of character, whilst balancing both cool and dark interior schemes. Keep it simple with a pared back scheme and this floor will shine.

-  This design features a micro bevel
-  This design features high shade variation





Naked Blond Oak
PLK4144

Plank size: 177.4 x 1212.4mm



See page 16



-  This design features a micro bevel
-  This design features high shade variation

Colour plays a key part in the calming or energising feel to a space. Exquisite in appearance, the neutral tones and linear grain of Naked Blond Oak seamlessly complement an assortment of interior styles.




Fenland Oak
4146

Plank size: 177.4 x 1212.4mm



Mid-toned oaks are an effortless backdrop for a wide range of interiors. Fenland Oak is warm and inviting, ideal for cosy homes.

 This design features a micro bevel



Astoria Oak
PLK4147



Plank size: 177.4 x 1212.4mm



See page 18



Astoria Oak embodies luxury with its rich tones and light accents. It's an opulent shade for every day life, perfect for adding a touch of high-design to your home.

-  This design features a micro bevel
-  This design features high shade variation



Bayswater Oak 4148

Plank size: 177.4 x 1212.4mm



A blend of grey and beige, Bayswater Oak is a darker grey wood with a strong highlight. Make a statement and choose a bold floor.



This design features a micro bevel





Parisian Limed Oak
4156

Plank size: 177.4 x 1212.4mm



Effortlessly chic, Parisian Limed Oak has both blond and cool colouring that encapsulates understated elegance. Illuminate spaces with this refined flowing wood.



This design features a micro bevel



Harbour Side Oak 4157

Plank size: 177.4 x 1212.4mm



Warm with exquisite detailing,
Harbour Side Oak epitomises coastal
wood. Limed timber gives a rustic
yet sophisticated finish.




This design features a micro bevel



Evergreen Oak 4159

Plank size: 177.4 x 1212.4mm



 This design features a micro bevel

A timeless floor with long lasting appeal.
The warm colour variation of Evergreen
Oak has natural charm, blending seamlessly
in any room with greenery and plants.



Butternut Oak 4161


Plank size: 177.4 x 1212.4mm



Butternut Oak blends rich warming hues with a strong grain. A comforting and familiar floor with a soft, swirling markings and small attractive knots.



This design features a micro bevel







Tennessee Oak
4162

Plank size: 177.4 x 1212.4mm



Tennessee Oak displays subtle yet captivating beauty, showcasing unique smoky shade variations and intriguing detailing.

-  This design features a micro bevel
-  This design features high shade variation




Moorland Oak
4163

Plank size: 177.4 x 1212.4mm




 This design features a micro bevel

Characterised by smooth and fluid wood grains, Moorland Oak brings a sleek and sophisticated vibe which complements trendy fixtures and everchanging soft furnishings.



TILE

Faithfully replicating natural tone and textures found in raw and man-made materials, the tile designs provide a perfect backdrop for a wide range of interiors. From calm, cosy and tranquil spaces to industrial open plan interiors. Browse through our inspirational imagery to help envisage the beautiful designs in your home.



Soho Cement 4149

Tile size: 304.8 x 609.6mm



This design features a micro bevel

Cement floor design is a growing trend and continues to be a firm favourite with interior designers.

Soho Cement displays warmer tones than most traditional cements, which in turn, helps brighten a design scheme.



**Tribeca Cement
4151**

Tile size: 304.8 x 609.6mm



In keeping with its namesake, Tribeca Cement is a cool urban tile. Ideal for an understated interior or a colourful decor that requires a muted floor.

 This design features a micro bevel




Goldstone Micro Terrazzo 4152

Tile size: 304.8 x 609.6mm



Interesting gold flecks intricately weave through this beautiful terrazzo, creating an eye-catching design.

Pair with white walls for a fresh look or dark walls for an industrial aesthetic.

 This design features a micro bevel




**Pearl Micro Terrazzo
4153**

Tile size:304.8 x 609.6mm



This subtle terrazzo floor is a great choice for those that love a concrete effect but want a more polished final look. The stunning pearl undertones create a luxe finish.

 This design features a micro bevel



Luna Concrete
4164


Tile size:304.8 x 609.6mm



This striking white concrete is minimalistic and sophisticated. Capturing a light and airy ambience has never been easier.

 This design features a micro bevel





Grey Flagstone 4166


Tile size: 304.8 x 609.6mm



A modern twist on a classic tile, Grey Flagstone is a neutral base tone for any home colour-scheme. Contemporary, fresh and ideal for every day living.



This design features a micro bevel



Maison Concrete 4167

Tile size: 304.8 x 609.6mm

Combining industrial styling with an earthy tone, this flooring brings warmth to both the floor itself and its surroundings.

The subtle detailing of this design add to its authenticity, creating a textured base that is complementary to a wide range of interior themes.



This design features a micro bevel






Black Shadow Slate
4168

Tile size:304.8 x 609.6mm



Black slate is a brilliantly dark and elegant floor. You are guaranteed to bring style to contemporary and traditional homes alike.

For a quirky effect, consider laying this shade with a lighter floor in an adjoining room, using a threshold strip between the installations.

 This design features a micro bevel



Featuring 4164 Luna Concrete in the adjoining hallway.

COLLECTION OVERVIEW



Westchester Oak Herringbone
RPO4141

See page 12



Waterside Oak Herringbone
RPO4143

See page 14



Naked Blond Oak Herringbone
RPO4144

See page 16



Astoria Oak Herringbone
RPQ4147

See page 18



Grey Mountain Ash
4154

See page 22



Hartland Oak
4158

See page 24



Bianco Oak
4137

See page 26



Boathouse Oak
4138

See page 28



Quayside Oak
4139

See page 30



Westchester Oak
PLK4141

See page 32



Rosedale Oak
4142

See page 34



Waterside Oak
PLK4143

See page 36



Naked Blond Oak
PLK4144

See page 38



Fenland Oak
4146

See page 40



Astoria Oak
PLK4147

See page 42



Bayswater Oak
4148

See page 44



Parisian Limed Oak
4156

See page 46



Harbour Side Oak
4157

See page 48



Evergreen Oak
4159

See page 50



Butternut Oak
4161

See page 52



Tennessee Oak
4162

See page 54



Moorland Oak
4163

See page 56



Soho Cement
4149

See page 60



Tribeca Cement
4151

See page 62




Goldstone Micro Terrazzo
4152

See page 64



Pearl Micro Terrazzo
4153

See page 66



Luna Concrete
4164

See page 68



Grey Flagstone
4166

See page 70



Maison Concrete
4167

See page 72



Black Shadow Slate
4168

See page 74

5 STEP GUIDETO YOUR PERFECT FLOOR



1 BE INSPIRED

The first stage of designing an interior is refining your ideas and planning your finished look.



3 ORDER FREE SAMPLES

Free samples of each shade are available to order through our website polyflor.com or call the dedicated Polyflor Samples Hotline on +44 (0)161 767 2551.



5 ENJOY YOUR NEW FLOOR

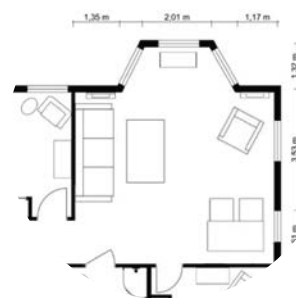
We want you to enjoy your floor for years to come, so we have prepared a list of top tips to help you keep your floor looking as good as new, see page 82 for more details.



2 SELECT YOUR FLOOR

Browse our brochure, shadecard and retail presenter at your leisure and make a shortlist of your favourite designs.

Our **room visualiser** is also available to help you picture any design instantly, in every room of your home. ►



4 DISCUSS YOUR PROJECT

It is always useful to be prepared when visiting your local flooring retailer. Start by providing a rough guide of the room shape and measurements. Be sure to bring your shortlist of chosen designs, including shade name and number.

PICTURE IT INSTANTLY IN YOUR HOME

SEE OUR FLOORS IN YOUR SPACE

Simply take a photo of the area you are renovating and select your new floor at the touch of a button.

Visualise any of the Camaro Rigid Core range now.

- Visit polyflor.com/visualiser
- Take a photo of your space
- Select your favourite shade
- See the transformation
- Save, share and order **free samples**

Try it **now**

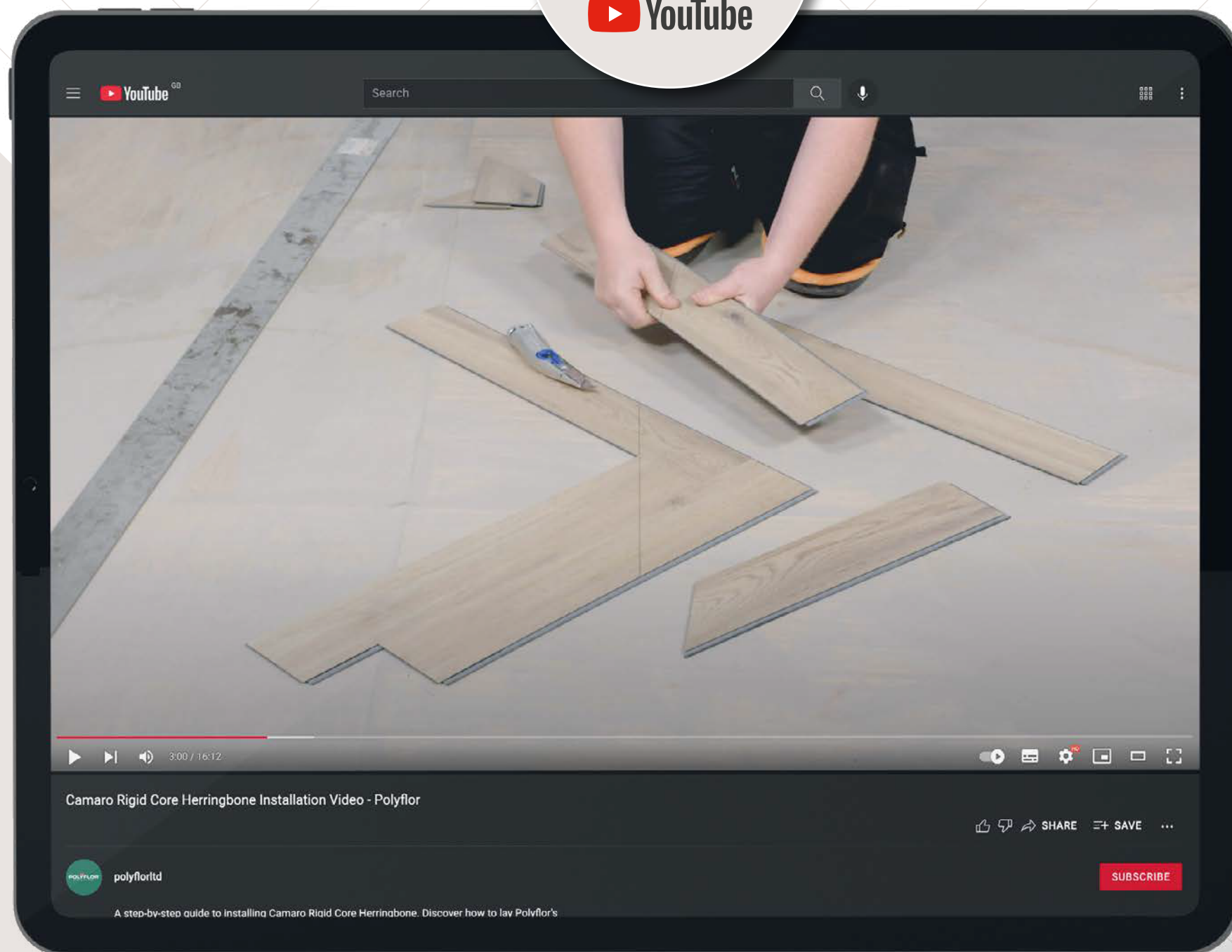


INSTALLATION

To guide you through the process of installing Camaro Rigid Core Herringbone, we have created an instructional video led by an installation expert. Find our video online and discover top tips on how to lay Herringbone correctly.

For hints & tips,
watch our herringbone
installation video

visit [polyflorltd](https://polyflorltd.com) on:



Built-in IXPE foam underlay

Separate underlay is not required when installing Camaro Rigid Core thanks to the built-in acoustic backing. The IXPE foam acts as a shock absorber with footfall and helps to reduce impact sound transmitted through neighbouring rooms up to 18dB.



Our in depth step-by-step instructions for Plank, Tile and Herringbone can be found inside all Camaro Rigid Core boxes and online at www.polyflor.com

*We recommend Camaro Rigid Core is installed by a flooring professional.

FLOORCARE

We want your Camaro Rigid Core floor to look its best for many years to come and to help you achieve this we have laid out the following floor care guidelines. Camaro Rigid Core does not harbour dust mites or bacteria making it ideal for the home environment.

Every design in the Camaro Rigid Core collection features a polyurethane reinforcement (PUR) surface treatment to provide protection against everyday wear. We do however propose the following floor care guidelines to help you keep your floor looking its best.

Initial Clean

We recommend you sweep or vacuum to prevent loose dirt or grit from scratching the floor. Polishing your floor can also be beneficial to help prevent slight surface scratches and to provide further protection.

Day-to-day cleaning

Regularly sweep or vacuum your floor to remove loose dirt, grit or dust. It's important to use clean mops and neutral cleaning solutions to regularly clean your floor. You should always dilute the floor cleanser to the manufacturer's instructions.

Please ensure you mop your floor evenly and collect any excess liquid in a mop bucket. Rinse the floor with clean water and allow to dry.

Regular cleaning is more beneficial to the floor covering and is more cost-effective than occasional heavy cleaning.

Do:

✔

Install barrier mats at entrances to pick up grit and moisture. (Please note, some rubber-backed mats may discolour the floor)

✔

Ensure your furniture is fitted with protective pads where necessary to prevent scratches.

✔

Use protective cups under heavy furniture to prevent indentation.

✔

Remove spillages as quickly as possible to reduce risk of staining and causing slip hazards.

✔

Always use clean equipment when maintaining your floor.

✔

Regularly trim pets claws as these can cause fine scratches.

Don't:

✘

Use abrasive liquids or metal scouring pads as these can damage the floor.

✘

Clean the floor with solvents, caustic detergents, washing up liquids, soap powders, bleach, furniture polishes, petroleum based products, pine gels, stain removers or highly coloured products. Such products may make the floor slippery or cause permanent damage.

✘

Drag furniture with unprotected feet across the floor.

We highly recommend you use the Polyflor floor care kit to maintain your Camaro Rigid Core floor. You can find out more information and order your floor care kit from your retailer.



Naked Blond Oak Herringbone
RPQ4144

BEAUTIFULLY SUSTAINABLE

The increased awareness of sustainable development is a key aspect of manufacturing and as such, Camaro Rigid Core is 100% recyclable, contains an average of 15% recycled content and can be recycled through Polyflor's recycling scheme, Recofloor.



100% RECYCLABLE
CONTAINS 15% RECYCLED MATERIAL



Polyflor floor coverings contain a combination of ingredients which are clean, natural and recycled for a more sustainable end product. The materials we use in our flooring are responsibly sourced and regularly audited for our BES 6001 certification.

Camaro Rigid Core is a sensible choice and contributes positively to indoor air comfort and quality, it is certified by Indoor Air Comfort Gold and FloorScore® as extremely low VOC. Additionally, Camaro Rigid Core is an interlocking product and as a result, requires no adhesive - its environmental impact is further reduced, benefitting air quality and recyclability.

Polyflor is certified to ISO 14001 and ISO 9001 ensuring the best environmental and quality management systems. What's more, Polyflor has achieved SA 8000 approved factory status, providing social accountability throughout our manufacturing processes.

Choose Polyflor for zero compromises on style, function and the environment.

For further details on Polyflor's achievements in areas such as recycling, energy reduction and waste avoidance visit polyflor.com/sustainability



TECHNICAL SPECIFICATION

PLANK & TILE SIZES

Format	Size	Shades	Quantity per Box	Coverage per Box
Herringbone	101.6 x 609.6mm	4	24	1.48m²
Plank	150 x 910mm	2	16	2.18m²
	177.4 x 1212.4mm	16	10	2.15m²
Tile	304.8 x 609.6mm	8	12	2.22m²

PRODUCT FORMAT

Gauge	ISO 24346 (EN 428)	5.5mm
Wear Layer	ISO 24340 (EN 429)	0.30mm
IXPE Acoustic Layer		1mm
Joint Profile		5G®
Total Weight	ISO 23997 (EN 430)	8570g/m²
Finish		PUR

PERFORMANCE REQUIREMENTS

General Performance	ISO 10582 (EN 649)	Conforms
Use Area	ISO 10874 (EN 685)	23, 31
Slip Resistance	EN 13893 DIN 51130 / DIN EN 16165 Ann. B	Class DS R10
Binder Content	ISO 10582	Type I
Abrasion Resistance	EN 15468 Annex A	≥7000 cycles
Reaction to Fire	EN 13501-1 CAN/ULC S102.2	Class Bfl-S1 FSV < 300; SDV < 500
Static Electrical Propensity	EN 1815	≤2.0kV Classified as ‘antistatic’
Residual Indentation	ISO 24343-1 (EN 433)	≤0.10mm*
Castor Chair (continuous use)	ISO 4918 (EN 425)	Suitable
Impact Resistance	EN 13329 Annex F	Pass ≥1800mm
Thermal Resistance	EN 12664	Suitable
Dimensional Stability	ISO 23999 (EN 434)	<0.10% max
Underfloor Heating		Suitable, max 27°C
Light Fastness	ISO 105-B02 (Method 3)	≥6
Furniture Leg	ISO 16581 (EN 424)	Pass Type O foot
Swelling	EN ISO 24336	Pass (0.0%)

**Average test value from current production.*

SUSTAINABILITY

Recyclable	100%
Recycled Content	15%
Indoor Air Comfort Gold	Eurofins certified product
FloorScore	Certified
Finnish M1	Certified

AgBB/ABG	Pass
Responsible Sourcing	SA 8000 Approved factory

ACOUSTIC PERFORMANCE

Impact Sound Reduction	ISO 10140-3	18dB
Sound Transmission Coefficient	ASTM E90/492	STC 50
Impact Insulation Class	ASTM E90/492	IIC 55

MAINTENANCE PERFORMANCE

Resistance to Chemicals	ISO 26987 (EN 423)	Good resistance
Regular light maintenance is more cost-effective than periodic heavy maintenance and more beneficial to the floor covering.		

For general information on your specific project, speak with your local Camaro provider. If you require specific detailed technical data, contact Polyflor Customer Technical Services on **+44 (0) 161 767 1912** or email **tech@polyflor.com**

GUARANTEE

We understand the importance of choosing the perfect flooring, not only for your home but also for your lifestyle. That's why Camaro Rigid Core has been developed to meet the highest technical specification of its product type. Tried and tested, it is suitable for all areas of the home and our product boasts ultimate performance with exquisite style.

Compared with many natural flooring options, Camaro Rigid Core will under normal conditions resist household stains and will not crack, chip or splinter. The manufacturers of Camaro Rigid Core are confident that their high-quality products will provide many years of valuable service. All products purchased from the range are guaranteed for 10 years against normal wear and tear in the recommended environment, provided that they have been fitted correctly and maintained in accordance with the manufacturer's instructions. Full terms and conditions of the guarantee are available on request from your flooring wholesaler or Polyflor Ltd.



FREE

Sample Service

📞

(905) 364-3000

✉

samples@polyflor.ca

We highly recommend you view a sample of your favourite designs, which is why we offer a complimentary sampling service. Visit the Polyflor website, call the dedicated Polyflor Samples Hotline on **(905) 354-3000** or speak with your local Polyflor provider.

CAMARO™

RIGID CORE

POLYFLOR™ INTERNATIONAL

Australia

Polyflor Australia
Tel: 1800 777 425
Email: sales@polyflor.com.au

Canada

Polyflor Canada Inc.
Tel: +1 905 364 3000
Email: sales@polyflor.ca

China

Polyflor Hong Kong O/B Polyflor Ltd.
Tel: +(852) 2865 0101
Email: info@polyflor.com.hk

Colombia

Polyflor Ltd. (LATAM Office)
Tel: +57 3223082375
Email: info@polyflor.com

France

James Halstead France SAS
Tel: +33 (0)8 20 20 32 11
Email: info@jhfrance.fr

Germany

objectflor Art und Design Belags GmbH
Tel: +49 (0) 2236 966 330
Email: info@objectflor.de

India

Polyflor India Pvt Ltd.
Tel: +91 22 4023 2485
Tel: +91 22 4023 2486
Email: info@polyflor.co.in

Ireland

Polyflor Ireland
Tel: +353 (1) 864 9304
Email: salesireland@polyflor.com

Malaysia

Polyflor Martex
Tel: 1300 80 7788
Email: sales@polyflor.com.my

Middle East

Polyflor Ltd.
Tel: +971 50 406 8114
Email: info@polyflor.com

New Zealand

Polyflor New Zealand Ltd.
Tel: 0800 765 935
Tel: +64 9 269 1111
Email: sales@polyflor.co.nz

Norway

Polyflor Nordic
Tel: +47 23 00 84 00
Email: firmapost@polyflor.no

Spain

Polyflor Ltd.
Tel: +34 619 949 054
Email: info@polyflor.com

Sweden

Polyflor Nordic Sweden AB
Tel: +46 (0) 300 15820
Email: info@polyflor.se



POLYFLOR CANADA INC.

3209 Orlando Drive, Mississauga, Ontario
L4V 1C5, Canada
Tel: 905-364-3000
Email: sales@polyflor.ca

www.polyflor.ca

James Halstead
FLOORING